

6-DZF-12.3

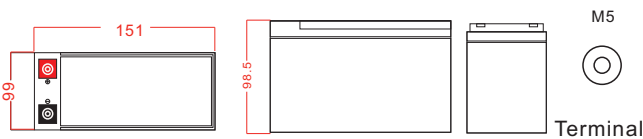


General Features

- > High Corrosion Resistant Performance: Pb-Ca multi-alloy grid
- > High Energy Density and Power Density
- > Excellent Charge Acceptance Ability
- > Strong High and Low Temperature Performance
- > Optimized Capability of instant High-current Discharging
- > Low self-discharge rate



Dimension: 151(L)×99(W)×98(H)×98.5(TH) Unit: mm



Applications

- > Electric vehicle
- > Electric wheelchair
- > Electric scooter
- > Electric play car for children
- > Garbage truck
- > Patrol car

Specification

Nominal Voltage	12V
Nominal Capacity	12Ah
Design life	5 years
Terminal	M5
Approx. Weight	Approx 3.95kg (8.72lbs)
Container Material	ABS
Rated Capacity	14.0Ah 10Hour Rate (1.40A to 10.5V) 12.3Ah 2Hour Rate (6.15A to 10.5V) 11.5Ah 1Hour Rate (11.5A to 10.5V)
Operating Temperature	Discharge: -20 ~50°C (-4 ~ 122°F) Charge: -20 ~50°C (-4 ~ 122°F) Storage: -20 ~50°C (-4 ~ 122°F)
Charge Method (25 °C)	Float Use: 13.7-13.9V@25°C Cycle Use :14.7-14.9V,@25°C Max charge current 2.4A
Self discharge	3% of capacity declined per month at 25°C

Constant Current Discharge Characteristics Unit: A (25 °C, 77 °F)

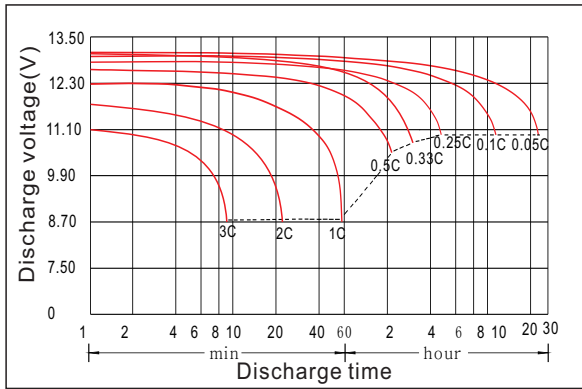
FV/Time	5min	15min	30min	1h	2h	3h	5h	8h	10h	20h
1.60V	55.8	30.0	18.0	11.8	6.33	4.35	2.68	1.72	1.45	0.772
1.65V	54.1	29.0	17.7	11.8	6.30	4.31	2.66	1.71	1.43	0.768
1.70V	51.9	28.4	17.4	11.7	6.25	4.25	2.63	1.69	1.42	0.763
1.75V	47.8	27.5	17.2	11.5	6.15	4.20	2.60	1.67	1.40	0.760
1.80V	42.8	25.6	16.5	11.2	6.04	4.17	2.53	1.62	1.39	0.756
1.85V	38.1	22.9	15.1	10.4	5.73	3.93	2.41	1.55	1.35	0.743

Constant Power Discharge Characteristics Unit: W/cell(25 °C, 77 °F)

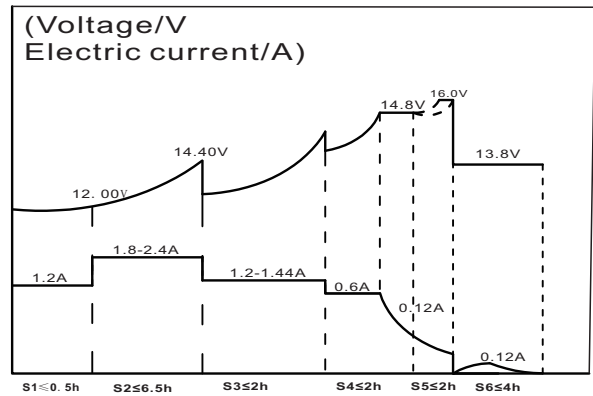
FV/Time	5min	15min	30min	1h	2h	3h	5h	8h	10h	20h
1.60V	93.8	52.8	32.6	22.4	11.9	8.29	5.09	3.34	2.78	1.52
1.65V	90.2	51.9	32.3	22.2	11.9	8.18	5.06	3.32	2.75	1.51
1.70V	99.3	51.3	32.3	22.0	11.9	8.13	5.02	3.30	2.73	1.51
1.75V	83.4	50.9	32.1	21.8	11.8	8.09	4.99	3.25	2.69	1.51
1.80V	76.6	48.1	31.3	21.7	11.7	8.06	4.93	3.16	2.67	1.50
1.85V	68.4	43.0	28.8	20.1	11.3	7.66	4.71	3.05	2.63	1.48

6-DZF-12.3

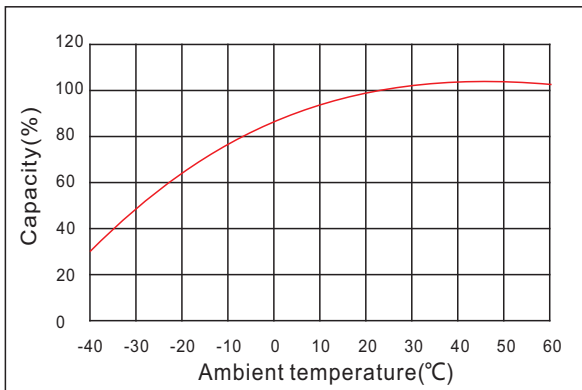
Discharge characteristic



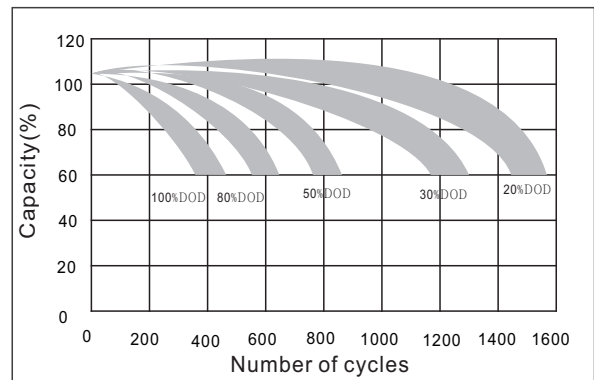
Charging characteristic



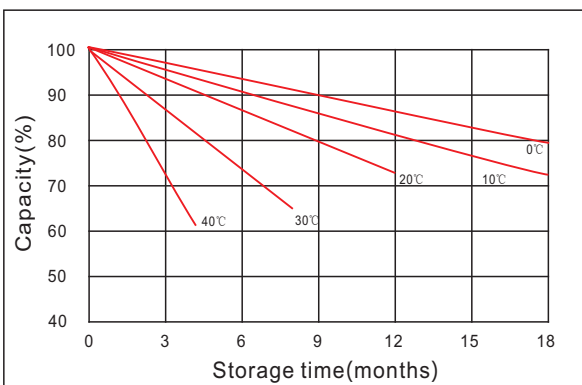
The effect of temperature on capacity



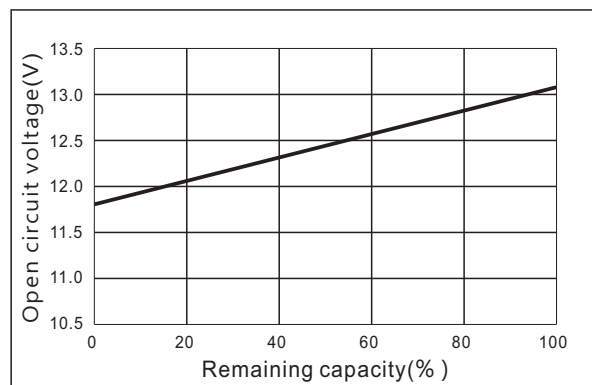
The effect of discharge depth on cycle life



Curves of self-discharge



Curves of open circuit voltage vs. capacity



www.kiju.com.cn info@kiju.com.cn

Jiangxi Jingjiu Power Science&Technology Co. Ltd.
Add: 1388 Fushan No.1 Street, Xiaolan Economic Development Zone, Nanchang City, Jiangxi Province, China.

+86-791-85982779 +86-791-85989842

Jiangxi Jingjiu Power (Jiujiang) Co. Ltd.
Add: Xiwang Rd, Aicheng Industrial Park, Yongxiu Country, Jiujiang City, Jiangxi Province, China.

