

## 6-DZF-20.9



### Applications

- > Electric vehicle
- > Electric wheelchair
- > Electric scooter
- > Electric play car for children
- > Garbage truck
- > Patrol car

### Specification

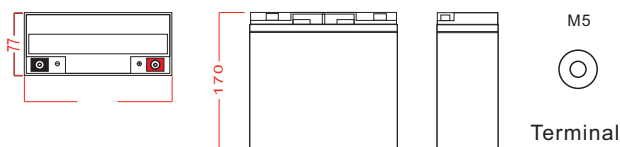
Nominal Voltage	12V
Nominal Capacity	20Ah
Design life	5 years
Terminal	M5
Approx. Weight	Approx.6.35kg (14.03lbs)
Container Material	ABS
	<b>24.2Ah</b> 10Hour Rate (2.42A to 10.5V)
Rated Capacity	<b>20.9Ah</b> 2Hour Rate (10.45A to 10.5V)
	<b>16.2Ah</b> 1Hour Rate (16.2A to 10.5V)
Operating Temperature	Discharge: -20 ~50°C (-4 ~ 122°F) Charge: -20 ~50°C (-4 ~ 122°F) Storage: -20 ~50°C (-4 ~ 122°F)
Charge Method (25 °C)	Float Use: 13.7-13.9V@25°C Cycle Use :14.7-14.9V,@25°C Max charge current 4.0A
Self discharge	3% of capacity declined per month at 25°C

### General Features

- > High Corrosion Resistant Performance: Pb-Ca multi-alloy grid
- > High Energy Density and Power Density
- > Excellent Charge Acceptance Ability
- > Strong High and Low Temperature Performance
- > Optimized Capability of instant High-current Discharging
- > Low self-discharge rate



Dimension: 181(L)×77(W)×170(H)×170(TH) Unit: mm



### Constant Current Discharge Characteristics Unit: A (25°C, 77°F)

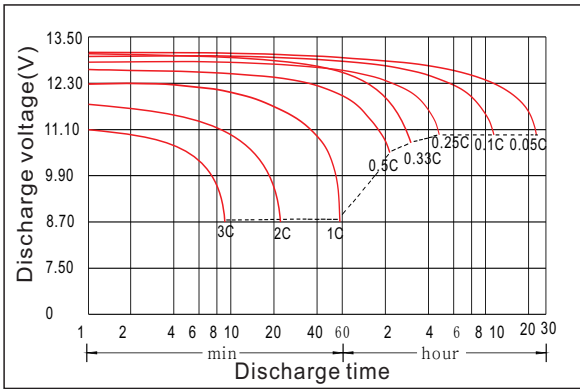
FV/Time	5min	15min	30min	1h	2h	3h	5h	8h	10h	20h
1.60V	95.5	51.2	29.9	16.7	10.72	7.44	4.75	3.06	2.49	1.304
1.65V	92.9	49.7	29.4	16.6	10.64	7.37	4.72	3.04	2.46	1.296
1.70V	89.3	48.6	28.9	16.5	10.54	7.27	4.64	2.99	2.44	1.288
1.75V	81.8	47.0	28.5	16.2	10.45	7.20	4.62	2.97	2.42	1.280
1.80V	73.3	43.7	27.4	15.8	10.27	7.16	4.50	2.90	2.39	1.272
1.85V	65.4	39.2	25.0	14.7	9.72	6.73	4.27	2.74	2.32	1.248

### Constant Power Discharge Characteristics Unit: W/cell(25°C, 77°F)

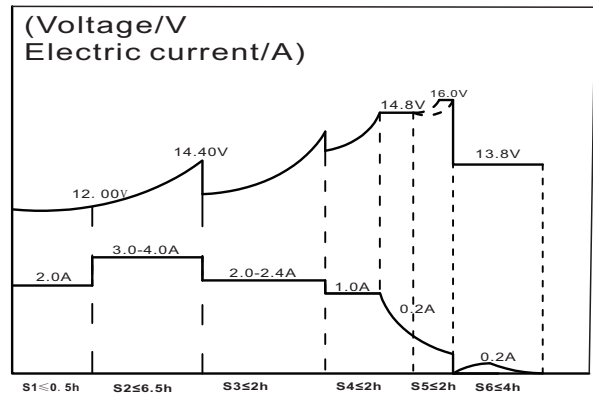
FV/Time	5min	15min	30min	1h	2h	3h	5h	8h	10h	20h
1.60V	145.0	82.0	49.0	28.7	18.4	12.85	8.18	5.40	4.34	2.34
1.65V	139.7	80.4	48.7	28.4	18.4	12.68	8.14	5.35	4.32	2.33
1.70V	138.9	79.7	48.6	28.1	18.3	12.60	8.08	5.27	4.24	2.31
1.75V	129.1	79.1	48.4	27.9	18.2	12.55	8.01	5.25	4.21	2.30
1.80V	119.4	74.5	47.1	27.7	18.1	12.51	7.95	5.12	4.15	2.29
1.85V	106.1	66.9	43.1	25.8	17.4	11.92	7.58	4.88	4.08	2.27

# 6-DZF-20.9

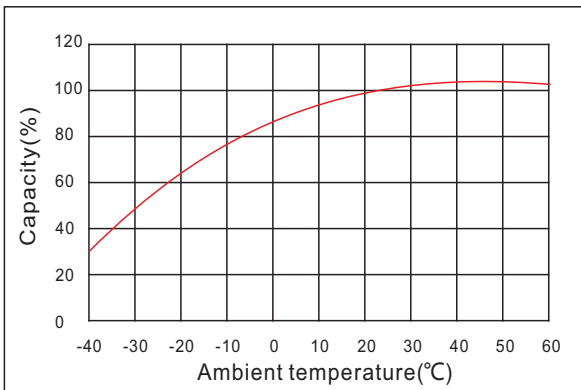
## Discharge characteristic



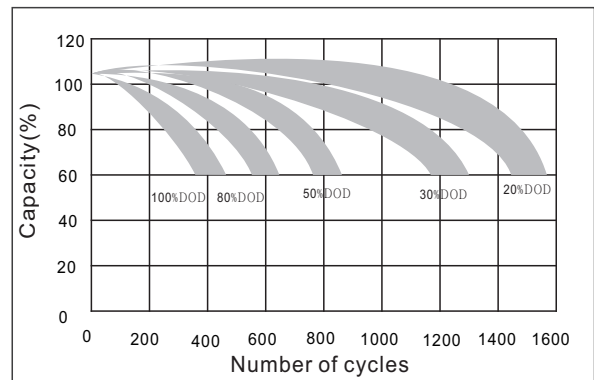
## Charging characteristic



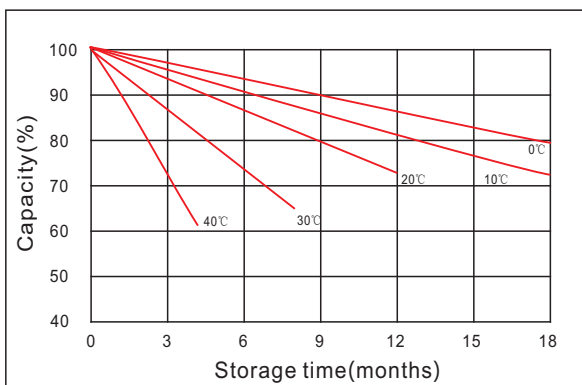
## The effect of temperature on capacity



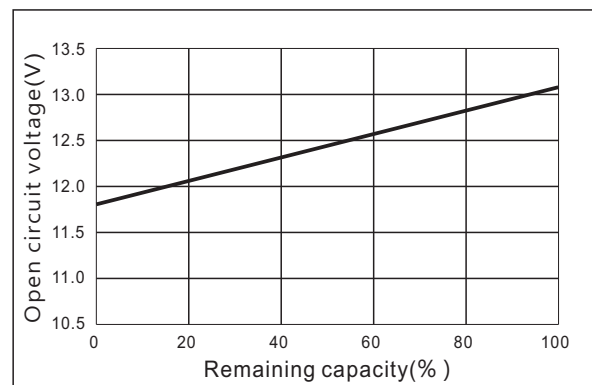
## The effect of discharge depth on cycle life



## Curves of self-discharge



## Curves of open circuit voltage vs. capacity



[www.kiju.com.cn](http://www.kiju.com.cn)    [info@kiju.com.cn](mailto:info@kiju.com.cn)

**Jiangxi Jingjiu Power Science&Technology Co. Ltd.**  
Add: 1388 Fushan No.1 Street, Xiaolan Economic Development Zone, Nanchang City, Jiangxi Province, China.

+86-791-85982779    +86-791-85989842

**Jiangxi Jingjiu Power ( Jiujiang ) Co. Ltd.**  
Add: Xiwang Rd, Aicheng Industrial Park, Yongxiu Country, jiujiang City, Jiangxi Province, China.

