

GY3-EVF-225

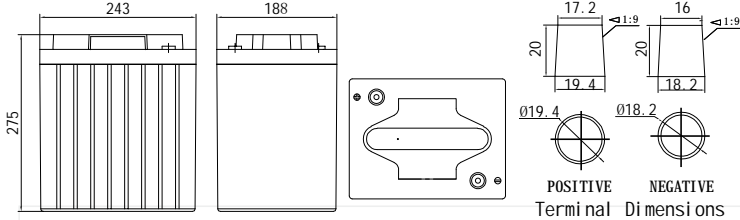


General Features

- High corrosion resistant performance: Pb-Ca multi-alloy grid
- High energy density and power density
- Optimized Capability of instant High-current Discharging
- Excellent charge acceptance ability
- Excellent deep cycle discharge capability
- Strong high and low temperature performance
- Precision sealing technology
- Long life



Dimension: 243(L) × 188(W) × 275(H) × 275(TH) Unit: mm



Applications

- UPS/EPS
- Power Systems
- Telecommunications system
- Emergency lighting, Auto control system
- Solar/wind generating storage cyclic
- Other general purpose

Specification

Nominal Voltage	6V
Nominal Capacity	225Ah
Design life	10 years
Terminal	AP
Approx. Weight	Approx 31.7kg (69.89lbs)
Container Material	ABS
Rated Capacity	225Ah 20Hour Rate (11.25A to 5.25V)
	203Ah 10Hour Rate (20.3A to 5.40V)
	158.1Ah 3Hour Rate (52.7A to 5.25V)
Internal resistance	Full charged at 25°C: 2.3 mΩ
Max. Discharge Current	2250A(5S)
Operating Temperature	Discharge: -20 ~50°C (-4 ~ 122°F)
	Charge: -20 ~50°C (-4 ~ 122°F)
	Storage: -20 ~50°C (-4 ~ 122°F)
Charge current:	Max.56.3A ; Recom.22.5A
Float Charge voltage(-1.5mV/°C) :	6.75-6.9V, recom.6.9V(Full floating system)
Equalize charge:	6.9-7.05V, recom.7.05V(-2mV/°C)
Cycle charge:	7.2-7.5V, recom.7.2V(-3mV/°C)
Self discharge	3% of capacity declined per month at 25°C

Constant Current Discharge Characteristics Unit: A (25°C, 77°F)

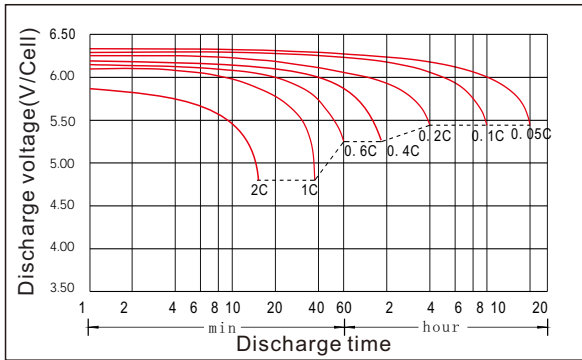
FV/Time	5min	10min	15min	30min	45min	1h	1.5h	2h	3h	4h	5h	6h	8h	10h	20h
1.60V	535	433	289	185	152	124	90.6	79.3	55.7	43.5	37.9	32.1	25.0	22.3	12.2
1.65V	525	425	284	181	150	122	88.9	77.7	54.6	42.6	37.2	31.5	24.5	21.9	11.9
1.70V	515	418	279	178	147	120	87.4	76.6	53.6	41.9	36.5	31.0	24.1	21.5	11.7
1.75V	505	410	274	175	145	118	85.6	75.0	52.7	41.1	35.8	30.4	23.6	21.1	11.25
1.80V	486	393	263	168	139	113	82.4	72.3	50.6	39.5	34.4	29.2	22.7	20.3	10.7
1.85V	463	369	248	156	130	106	76.7	68.0	48.3	36.8	32.9	27.2	21.5	18.9	9.91

Constant Power Discharge Characteristics Unit: W/cell (25°C, 77°F)

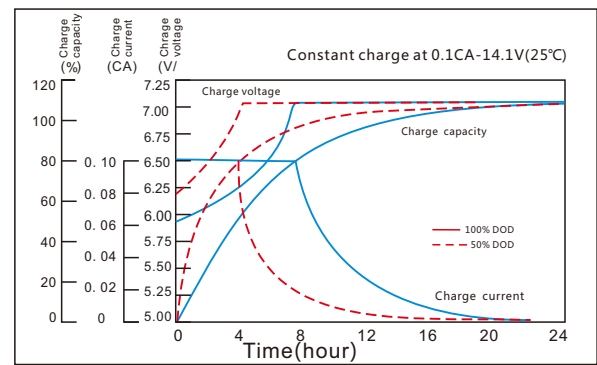
FV/Time	5min	10min	15min	30min	45min	1h	1.5h	2h	3h	4h	5h	6h	8h	10h	20h
1.60V	1029	749	557	356	288	240	181	153	107	85.7	72.9	62.9	48.0	42.9	23.8
1.65V	1010	735	547	349	283	236	178	150	106	84.2	71.8	61.8	47.1	42.1	23.4
1.70V	992	720	537	343	277	231	174	147	103	82.6	70.2	60.6	46.3	41.3	22.9
1.75V	973	707	527	336	272	227	171	144	101	81.1	69.1	59.5	45.4	40.6	22.5
1.80V	935	680	506	323	262	218	165	139	97.5	78.0	66.4	57.2	43.7	39.0	21.6
1.85V	887	644	480	313	248	206	157	133	91.6	74.3	62.7	54.5	41.5	37.1	20.6

GY3-EVF-225

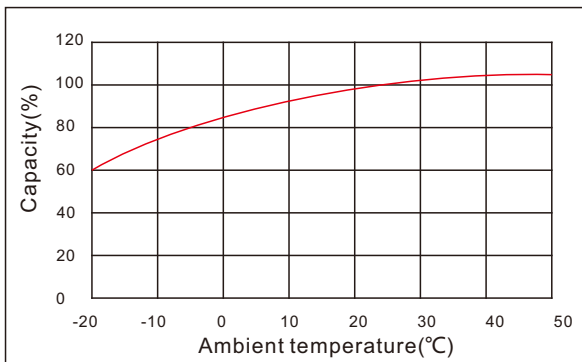
Discharge characteristic



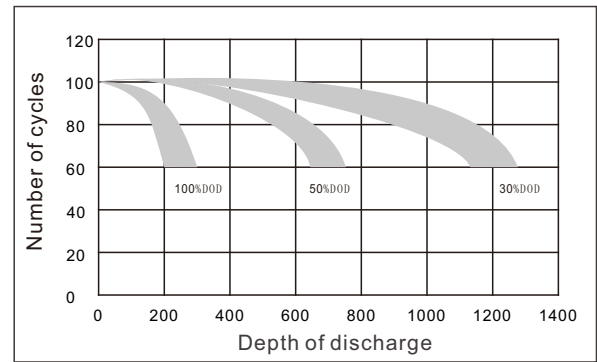
Charging characteristic



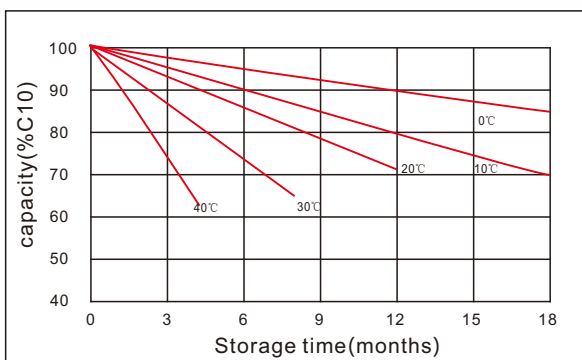
The effect of temperature on capacity



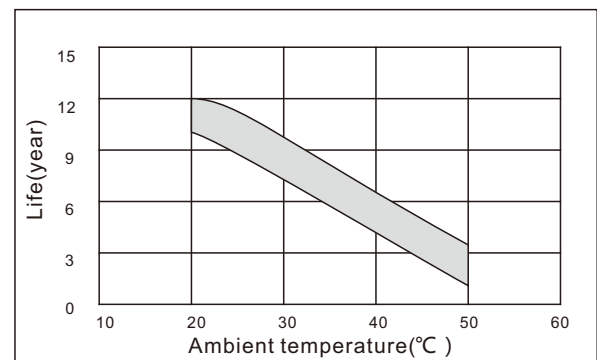
The impact of discharge depth on capacity



Curves of self-discharge



The effect of temperature on float life



www.kijo.com.cn info@kijo.com.cn

Jiangxi Jingjiu Power Science&Technology Co. Ltd.
Add: 1388 Fushan No.1 Street, Xiaolan Economic Development Zone, Nanchang City, Jiangxi Province, China.

+86-0791-85982779 +86-0791-85989842

Jiangxi Jingjiu Power (Jiujiang) Co. Ltd.
Add: Xiwang Rd, Aicheng Industrial Park, Yongxiu Country, Jiujiang City, Jiangxi Province, China.

