

GY3-EVF-380

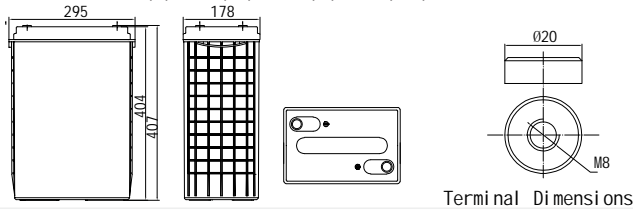


General Features

- > High corrosion resistant performance: Pb-Ca multi-alloy grid
- > High energy density and power density
- > Optimized Capability of instant High-current Discharging
- > Excellent charge acceptance ability
- > Excellent deep cycle discharge capability
- > Strong high and low temperature performance
- > Precision sealing technology
- > Long life



Dimension: 295(L) × 178(W) × 404(H) × 407(TH) Unit: mm



Applications

- > UPS/EPS
- > Power Systems
- > Telecommunications system
- > Emergency lighting, Auto control system
- > Solar/wind generating storage cyclic
- > Other general purpose

Specification

Nominal Voltage	6V
Nominal Capacity	380Ah
Design life	10 years
Terminal	M8
Approx. Weight	Approx 55.0kg (121.25lbs)
Container Material	ABS
Rated Capacity	380Ah 20Hour Rate (19.0A to 5.25V)
	342Ah 10Hour Rate (34.2A to 5.40V)
	199Ah 1Hour Rate (199A to 5.25V)
Internal resistance	Full charged at 25°C: 1.8 mΩ
Max. Discharge Current	3800A(5S)
Operating Temperature	Discharge: -20 ~50°C (-4 ~ 122°F)
	Charge: -20 ~50°C (-4 ~ 122°F)
	Storage: -20 ~50°C (-4 ~ 122°F)
Charge current:	Max.76.0A ; Recom.38.0A
Charge Method (25 °C)	Float Charge voltage(-1.5mV/°C) :
	6.75-6.9V, recom.6.9V(Full floating system)
	Equalize charge:6.9-7.05V, recom.7.05V(-2mV/°C)
	Cycle charge:7.2-7.5V, recom.7.2V(-3mV/°C)
Self discharge	3% of capacity declined per month at 25°C

Constant Current Discharge Characteristics Unit: A (25°C, 77°F)

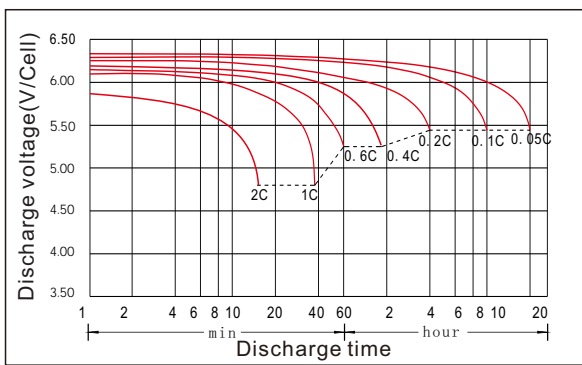
FV/Time	5min	10min	15min	30min	45min	1h	1.5h	2h	3h	4h	5h	6h	8h	10h	20h
1.60V	903	730	489	312	257	210	153	134	94.1	73.4	64.0	54.3	42.2	37.6	20.5
1.65V	887	718	480	306	253	206	150	131	92.3	72.0	62.8	53.2	41.3	36.9	20.2
1.70V	869	705	470	300	249	203	148	129	90.5	70.7	61.6	52.3	40.6	36.3	19.7
1.75V	853	693	462	295	244	199	145	127	88.9	69.3	60.4	51.3	39.8	35.6	19.0
1.80V	821	664	444	283	234	191	139	122	85.5	66.7	58.2	49.3	38.3	34.2	18.1
1.85V	783	623	419	263	220	179	130	115	81.6	62.1	55.6	45.9	36.4	31.8	16.7

Constant Power Discharge Characteristics Unit: W/cell (25°C, 77°F)

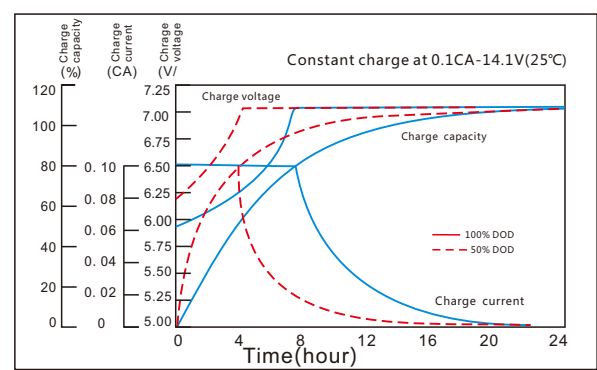
FV/Time	5min	10min	15min	30min	45min	1h	1.5h	2h	3h	4h	5h	6h	8h	10h	20h
1.60V	1738	1265	941	601	486	405	305	258	181	145	123	106	81.1	72.4	40.3
1.65V	1706	1242	924	590	478	398	300	253	178	142	121	104	79.6	71.1	39.5
1.70V	1675	1217	907	579	468	390	294	249	175	140	119	102	78.2	69.8	38.7
1.75V	1643	1194	889	568	459	383	289	243	171	137	117	100	76.7	68.5	38.0
1.80V	1580	1149	855	546	442	368	278	234	165	132	112	96.6	73.7	65.9	36.6
1.85V	1497	1087	811	529	418	348	265	224	155	125	106	92.0	70.0	62.7	34.8

GY3-EVF-380

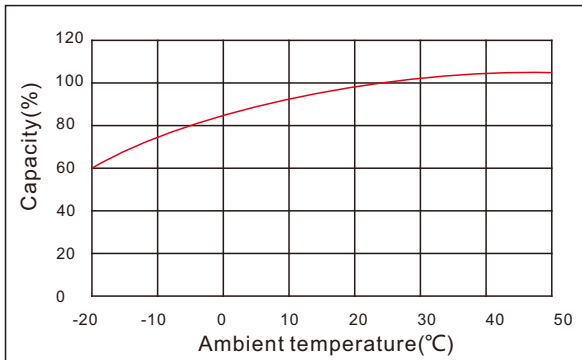
Discharge characteristic



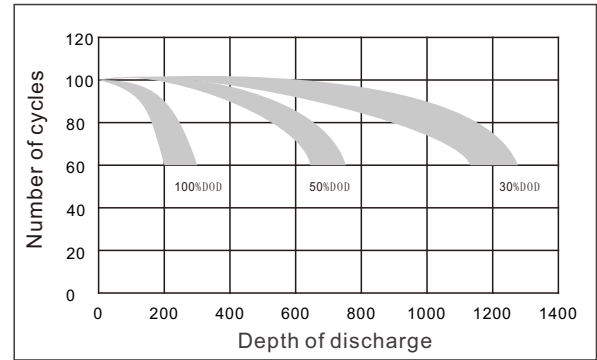
Charging characteristic



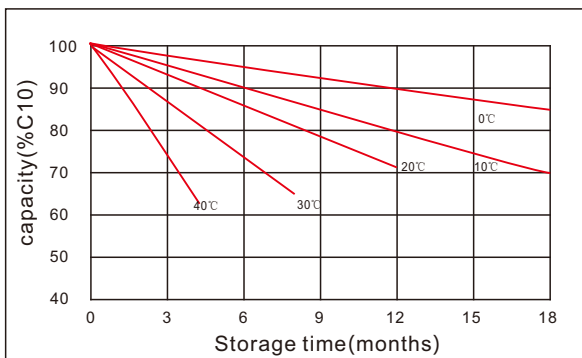
The effect of temperature on capacity



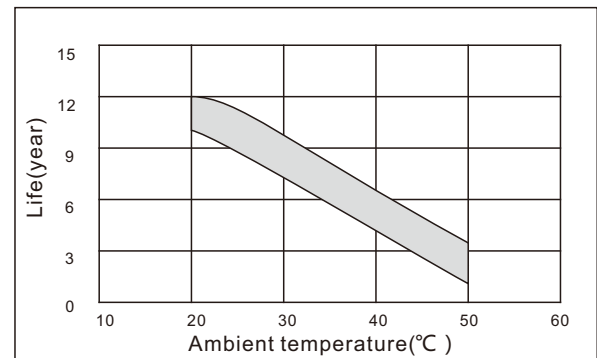
The impact of discharge depth on capacity



Curves of self-discharge



The effect of temperature on float life



www.kijo.com.cn info@kijo.com.cn

Jiangxi Jingjiu Power Science&Technology Co. Ltd.
Add: 1388 Fushan No.1 Street, Xiaolan Economic Development Zone, Nanchang City, Jiangxi Province, China.

+86-0791-85982779 +86-0791-85989842

Jiangxi Jingjiu Power (Jiujiang) Co. Ltd.
Add: Xiwang Rd, Aicheng Industrial Park, Yongxiu Country, Jiujiang City, Jiangxi Province, China.

