

GY3-EVF-420

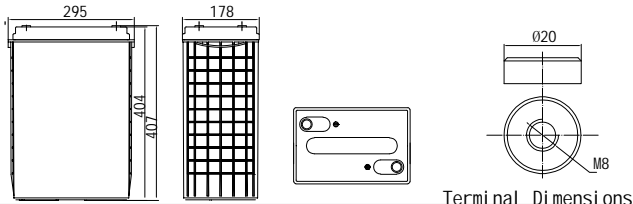


General Features

- High corrosion resistant performance: Pb-Ca multi-alloy grid
- High energy density and power density
- Optimized Capability of instant High-current Discharging
- Excellent charge acceptance ability
- Excellent deep cycle discharge capability
- Strong high and low temperature performance
- Precision sealing technology
- Long life



Dimension: 295(L) × 178(W) × 404(H) × 407(TH) Unit: mm



Terminal Dimensions

Applications

- UPS/EPS
- Power Systems
- Telecommunications system
- Emergency lighting、Auto control system
- Solar/wind generating storage cyclic
- Other general purpose

Specification

Nominal Voltage	6V
Nominal Capacity	420Ah
Design life	10 years
Terminal	M8
Approx. Weight	Approx 59.0kg (130.07lbs)
Container Material	ABS
Rated Capacity	420Ah → 20Hour Rate (21.0A to 5.25V)
	378Ah → 10Hour Rate (37.8A to 5.40V)
	295Ah → 3Hour Rate (98.3A to 5.25V)
Internal resistance	Full charged at 25°C: 1.5 mΩ
Max. Discharge Current	4000A(5S)
Operating Temperature	Discharge: -20 ~50°C (-4~ 122°F)
	Charge: -20 ~50°C (-4~ 122°F)
	Storage: -20 ~50°C (-4~ 122°F)
Charge Method (25°C)	Charge current: Max.84A ; Recom.42A
	Float Charge voltage(-1.5mV/°C) :
	6.75-6.9V, recom.6.9V(Full floating system)
	Equalize charge:6.9-7.05V, recom.7.05V(-2mV/°C)
Self discharge	Cycle charge:7.2-7.5V, recom.7.2V(-3mV/°C)
	3% of capacity declined per month at 25°C

Constant Current Discharge Characteristics Unit: A (25°C, 77°F)

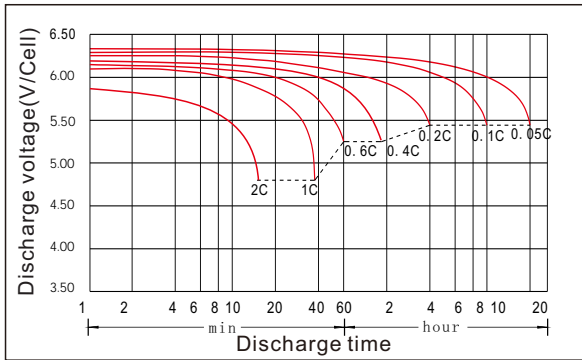
FV/Time	5min	10min	15min	30min	45min	1h	1.5h	2h	3h	4h	5h	6h	8h	10h	20h
1.60V	998	807	540	345	285	232	169	148	104	81.1	70.7	60.0	46.6	41.6	22.7
1.65V	980	793	530	338	280	228	166	145	102	79.6	69.4	58.8	45.7	40.8	22.3
1.70V	961	780	520	332	275	224	163	143	100	78.2	68.1	57.8	44.9	40.1	21.8
1.75V	943	766	511	326	270	220	160	140	98.3	76.6	66.8	56.7	44.0	39.3	21.0
1.80V	907	734	491	313	259	211	154	135	94.5	73.7	64.3	54.5	42.3	37.8	20.0
1.85V	865	689	463	291	243	198	143	127	90.2	68.6	61.5	50.7	40.2	35.2	18.5

Constant Power Discharge Characteristics Unit: W/cell (25°C, 77°F)

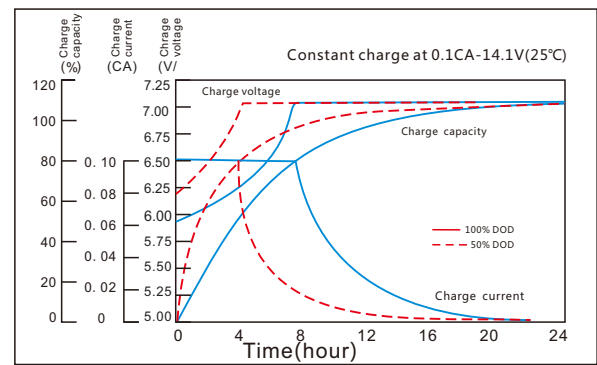
FV/Time	5min	10min	15min	30min	45min	1h	1.5h	2h	3h	4h	5h	6h	8h	10h	20h
1.60V	1921	1398	1040	664	538	448	338	285	200	160	136	117	89.6	80.0	44.5
1.65V	1886	1373	1021	652	528	440	332	280	197	157	134	115	88.0	78.6	43.7
1.70V	1851	1345	1002	640	517	431	325	275	193	154	131	113	86.4	77.1	42.8
1.75V	1816	1320	983	628	508	423	319	269	189	151	129	111	84.8	75.7	42.0
1.80V	1746	1270	945	603	488	407	307	259	182	146	124	107	81.5	72.8	40.4
1.85V	1655	1201	896	585	462	385	292	248	171	139	117	102	77.4	69.3	38.5

GY3-EVF-420

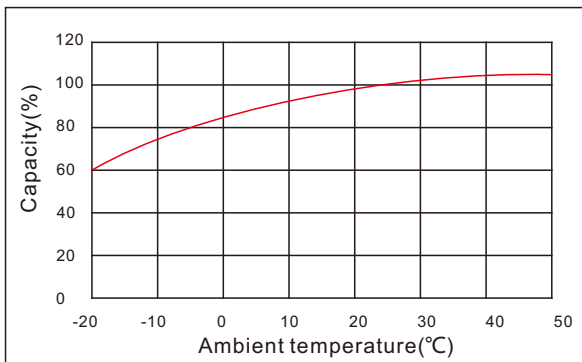
Discharge characteristic



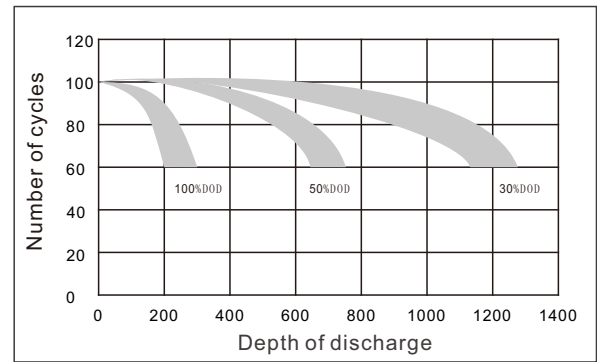
Charging characteristic



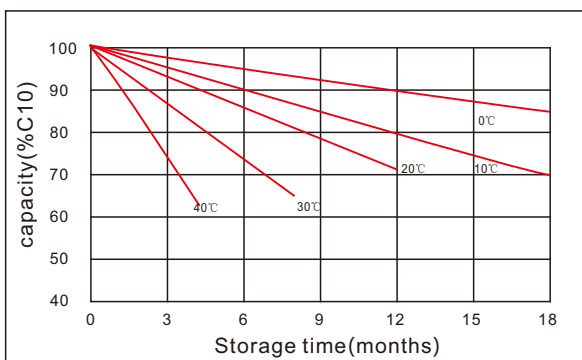
The effect of temperature on capacity



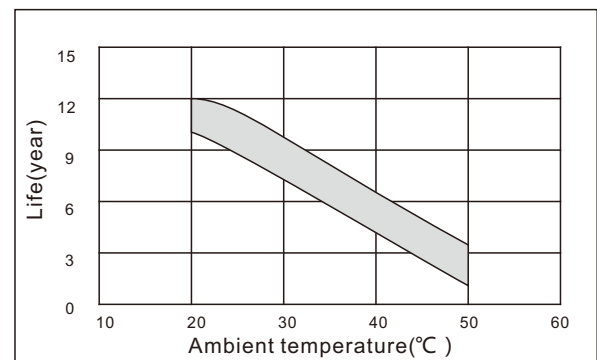
The impact of discharge depth on capacity



Curves of self-discharge



The effect of temperature on float life



www.kijo.com.cn info@kijo.com.cn

Jiangxi Jingjiu Power Science&Technology Co. Ltd.
 Add: 1388 Fushan No.1 Street, Xiaolan Economic Development Zone, Nanchang City, Jiangxi Province, China.

+86-0791-85982779 +86-0791-85989842

Jiangxi Jingjiu Power (Jiujiang) Co. Ltd.
 Add: Xiwang Rd, Aicheng Industrial Park, Yongxiu Country, Jiujiang City, Jiangxi Province, China.

