

## GY6-EVF-135



### Applications

- > UPS/EPS
- > Power systems
- > Telecommunications system
- > Emergency lighting, Auto control system
- > Solar/wind generating storage cyclic
- > Other general purpose

### Specification

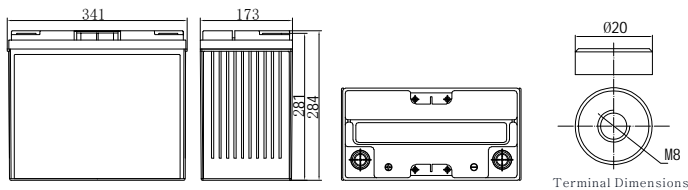
Nominal Voltage	12V
Nominal Capacity	135Ah
Design life	10 years
Terminal	M8
Approx. Weight	Approx 41.2kg (90.83lbs)
Container Material	ABS
Rated Capacity	<b>135.0Ah</b> 20Hour Rate (6.75A to 10.5V)
	<b>110.7Ah</b> 3Hour Rate (36.9A to 10.2V)
	<b>90.9Ah</b> 1Hour Rate (90.9A to 9.6V)
Internal resistance	Full charged at 25°C: 5.0 mΩ
Max. Discharge Current	1620A(5S)
Operating Temperature	Discharge: -20 ~50°C (-4 ~ 122°F)
	Charge: -20 ~50°C (-4 ~ 122°F)
	Storage: -20 ~50°C (-4 ~ 122°F)
Charge current:	Max. 33.75A ; Recom. 13.5A
Charge Method (25 °C)	Float Charge voltage(-3mV/ °C) :13.5-13.8V, recom.13.8V(Full floating system)
	Equalize charge:13.8-14.1V,recom.14.1V(-4mV/ °C)
	Cycle charge:14.4-15.0V,recom.14.7V(-6mV/ °C)
Self discharge	3% of capacity declined per month at 25°C

### General Features

- > High corrosion resistant performance: Pb-Ca multi-alloy grid
- > High energy density and power density
- > Optimized capability of instant high-current discharging
- > Excellent charge acceptance ability
- > Excellent deep cycle discharge capability
- > Strong high and low temperature performance
- > Precision sealing technology
- > Long life



Dimension:341(L)×173(W)×281(H)×284(TH) Unit: mm



Terminal Dimensions

### Constant Current Discharge Characteristics Unit: A (25°C, 77°F)

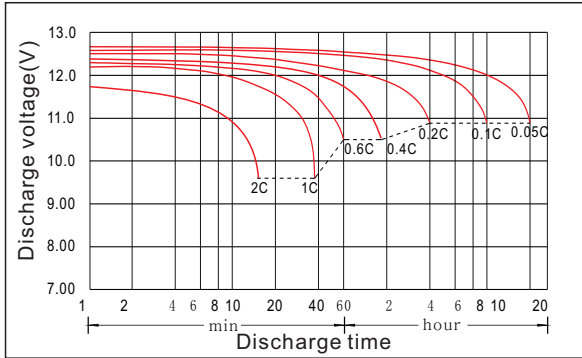
FV/Time	5min	10min	15min	30min	45min	1h	1.5h	2h	3h	4h	5h	6h	8h	10h	20h
1.60V	477	316	256	155	112	90.9	56.9	52.1	37.8	27.3	25.4	20.2	16.7	13.0	6.85
1.65V	461	315	247	153	111	90.4	56.5	51.9	37.4	27.1	25.1	20.0	16.5	12.9	6.82
1.70V	444	312	243	150	110	89.7	56.1	51.5	36.9	26.9	24.9	19.9	16.4	12.8	6.78
1.75V	407	308	235	149	108	88.4	55.3	50.7	36.5	26.5	24.6	19.6	16.3	12.6	6.75
1.80V	364	300	217	142	106	86.1	54.9	49.7	36.3	26.3	23.9	19.5	16.1	12.6	6.71
1.85V	326	278	195	130	97.9	79.8	52.9	47.2	34.1	25.4	22.8	18.7	15.5	12.1	6.60

### Constant Power Discharge Characteristics Unit: W/cell (25°C, 77°F)

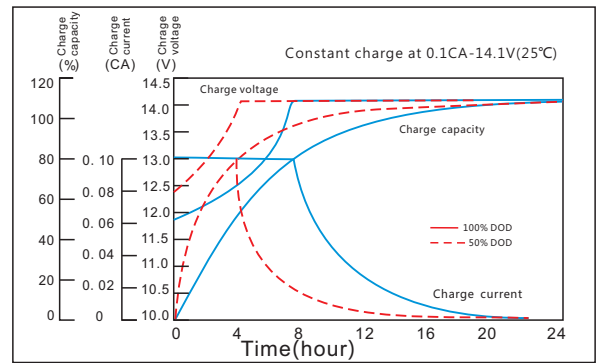
FV/Time	5min	10min	15min	30min	45min	1h	1.5h	2h	3h	4h	5h	6h	8h	10h	20h
1.60V	799	537	448	281	206	172	114	98.6	72.0	54.0	48.2	39.6	32.4	25.1	13.6
1.65V	770	534	444	279	205	171	113	98.3	71.0	53.4	47.9	39.2	32.1	24.8	13.5
1.70V	763	527	440	279	203	169	112	97.9	70.6	53.0	47.5	38.9	32.0	24.6	13.4
1.75V	712	524	433	277	202	168	111	97.4	70.3	52.4	47.5	38.4	31.7	24.4	13.4
1.80V	655	521	412	271	200	167	109	97.1	70.0	51.8	46.7	38.0	31.5	24.1	13.3
1.85V	586	484	365	248	186	155	108	92.7	66.5	51.0	44.6	37.4	30.4	23.7	13.2

# GY6-EVF-135

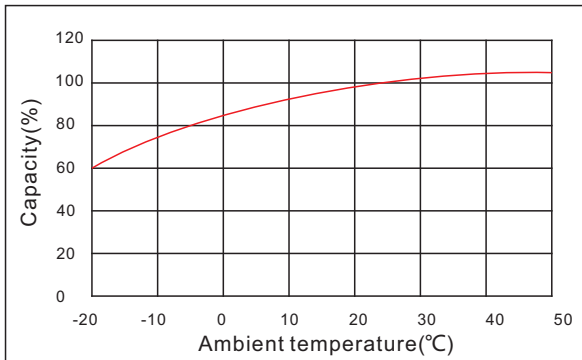
**Discharge characteristic**



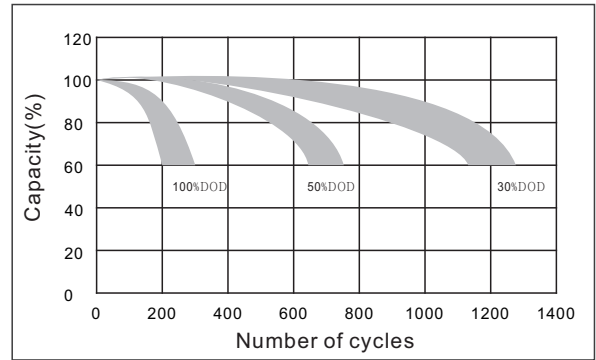
**Charging characteristic**



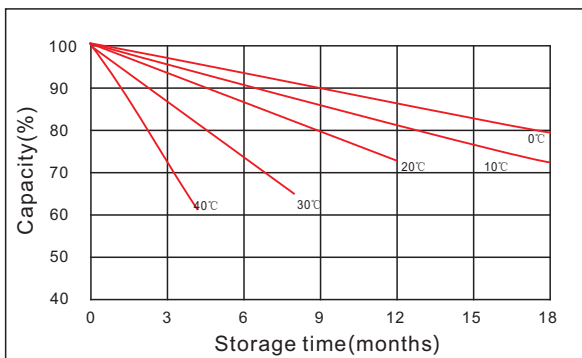
**The effect of temperature on capacity**



**The effect of discharge depth on cycle life**



**Curves of self-discharge**



**The effect of temperature on float life**



[www.kijo.com.cn](http://www.kijo.com.cn)    [info@kijo.com.cn](mailto:info@kijo.com.cn)

**Jiangxi Jingjiu Power Science&Technology Co. Ltd.**  
Add: 1388 Fushan No.1 Street, Xiaolan Economic Development Zone, Nanchang City, Jiangxi Province, China.

+86-791-85982779    +86-791-85989842

**Jiangxi Jingjiu Power ( Jiujiang ) Co. Ltd.**  
Add: Xiwang Rd, Aicheng Industrial Park, Yongxiu Country, Jiujiang City, Jiangxi Province, China.

