

JH12-102W

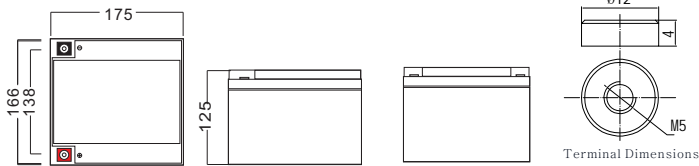


General Features

- High corrosion resistant performance: Pb-Ca multi-alloy grid
- High energy density and power density
- Optimized capability of instant high-current discharging
- Excellent charge acceptance ability
- Excellent deep cycle discharge capability
- Strong high and low temperature performance
- Precision sealing technology
- Long life



Dimension: 175(L)×166(W)×125(H)×125(TH) Unit: mm



Applications

- UPS/EPS
- Power systems
- Telecommunications system
- Emergency lighting、Auto control system
- Solar/wind generating storage cyclic
- Other general purpose

Specification

Nominal Voltage	12V
Nominal Capacity	28.0Ah((102W@15min-rate to 1.67V per cell @25 °C))
Design life	5 years
Terminal	M5
Approx. Weight	Approx8.55kg (18.8lbs)
Container Material	ABS(UL94-HB, UL94-V0 Optional)
Rated Capacity	28.0Ah 20Hour Rate (1.40A to 10.5V)
	22.1Ah 3Hour Rate (7.36A to 10.2V)
	17.9Ah 1Hour Rate (17.9A to 9.6V)
Internal resistance	Full charged at 25°C: 11.0 mΩ
Max. Discharge Current	336A(5S)
Operating Temperature	Discharge: -20 ~50°C(-4~ 122°F)
	Charge: -20 ~50°C(-4~ 122°F)
	Storage: -20 ~50°C(-4~ 122°F)
Charge current:	Max.7.0A ; Recom.2.80A
Charge Method (25 °C)	Float Charge:13.5-13.8V,recom.13.8V(-18mV/ °C)
	Equalize charge:13.8-14.1V,recom.14.1V(-24mV/ °C)
	Cycle charge:14.4-15.0V,recom.14.7V(-30mV/ °C)
Self discharge	3% of capacity declined per month at 25°C

Constant Current Discharge Characteristics Unit: A (25°C, 77°F)

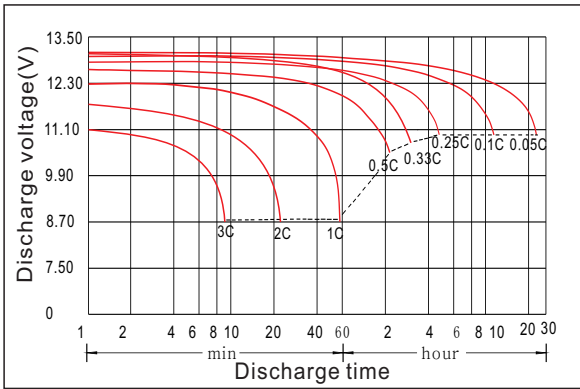
FV/Time	5min	10min	15min	30min	45min	1h	1.5h	2h	3h	4h	5h	6h	8h	10h	20h
1.60V	82.4	65.0	56.8	31.9	22.0	17.9	14.2	10.6	7.73	6.19	5.26	3.99	3.47	2.77	1.48
1.67V	76.9	61.3	54.6	30.7	21.5	17.5	13.7	10.2	7.50	5.99	5.15	3.95	3.42	2.74	1.46
1.70V	74.5	59.3	53.0	30.2	21.1	17.2	13.5	10.0	7.36	5.68	5.10	3.88	3.36	2.69	1.43
1.75V	72.1	56.6	51.2	29.1	20.6	16.8	13.2	9.72	7.25	5.60	4.87	3.79	3.28	2.63	1.40
1.80V	68.9	53.1	49.6	27.9	20.1	16.4	13.0	9.46	6.86	5.49	4.68	3.72	3.19	2.58	1.34
1.85V	64.4	49.9	46.9	26.9	19.5	15.9	12.5	8.89	6.45	5.16	4.40	3.50	3.00	2.43	1.26

Constant Power Discharge Characteristics Unit: W/cell (25°C, 77°F)

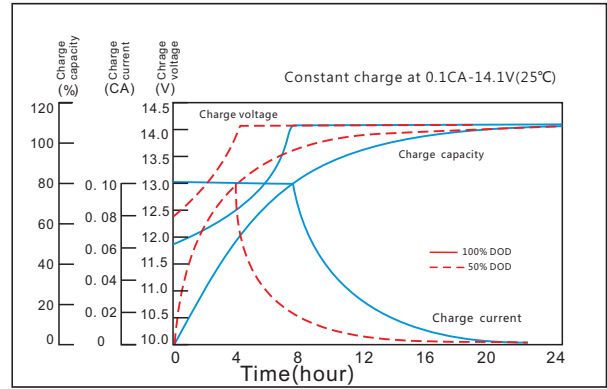
FV/Time	5min	10min	15min	30min	45min	1h	1.5h	2h	3h	4h	5h	6h	8h	10h	20h
1.60V	145	117	104	59.3	40.0	33.3	26.5	19.8	14.6	11.7	9.94	7.88	6.55	5.37	2.94
1.67V	137	111	102	57.6	39.1	32.6	25.8	19.1	14.2	11.3	9.75	7.73	6.45	5.27	2.86
1.70V	133	109	99.1	56.8	38.8	32.3	25.5	18.7	14.0	10.8	9.47	7.67	6.39	5.23	2.84
1.75V	130	105	96.1	55.4	38.5	32.1	25.4	18.3	13.8	10.6	9.29	7.49	6.13	5.11	2.78
1.80V	126	99.7	93.5	53.6	37.9	31.6	25.2	18.2	13.4	10.5	9.05	7.33	5.92	5.00	2.76
1.85V	121	95.2	90.2	52.0	37.2	31.0	24.4	17.1	12.6	9.87	8.51	6.89	5.56	4.70	2.59

JH12-102W

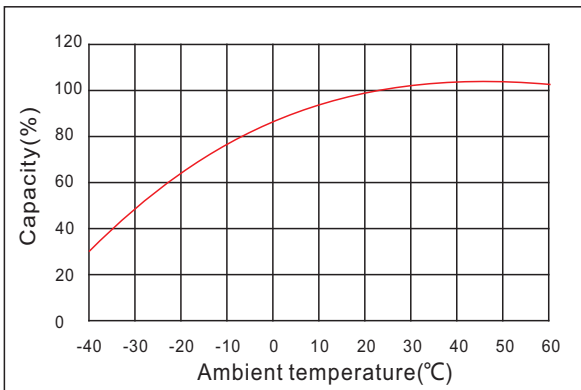
Discharge characteristic



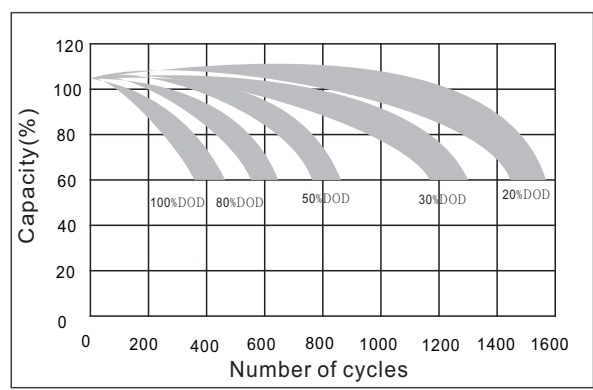
Charging characteristic



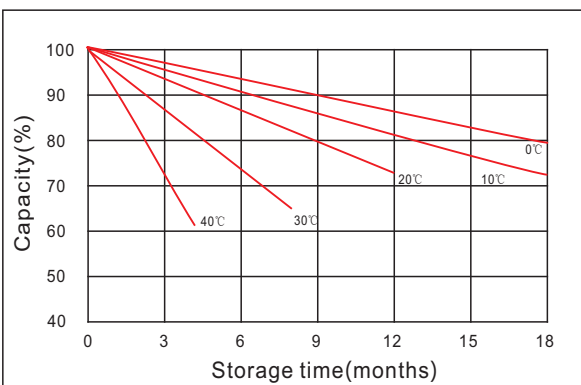
The effect of temperature on capacity



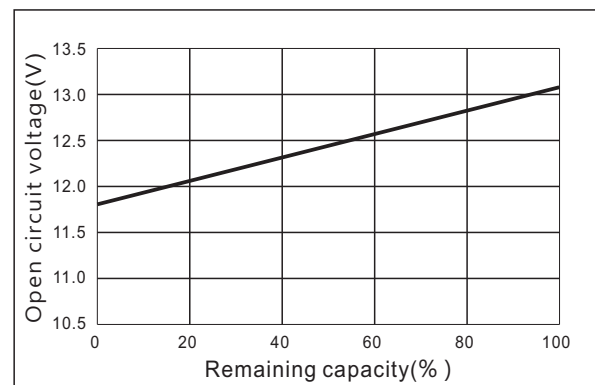
The effect of discharge depth on cycle life



Curves of self-discharge



Curves of open circuit voltage vs. capacity



www.kijo.com.cn info@kijo.com.cn

+86-791-85982779 +86-791-85989842

Jiangxi Jingjiu Power Science&Technology Co. Ltd.
Add: 1388 Fushan No.1 Street, Xiaolan Economic Development Zone, Nanchang City, Jiangxi Province, China.

Jiangxi Jingjiu Power (Jiujiang) Co. Ltd.
Add: Xiwang Rd, Aicheng Industrial Park, Yongxiu Country, Jiujiang City, Jiangxi Province, China.

