

JH12-38W

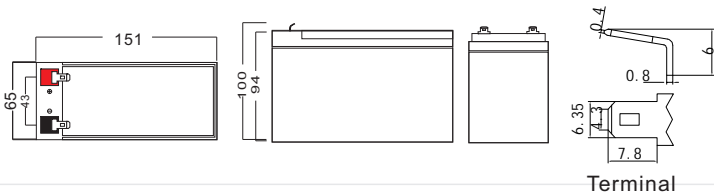


General Features

- High corrosion resistant performance: Pb-Ca multi-alloy grid
- High energy density and power density
- Optimized capability of instant high-current discharging
- Excellent charge acceptance ability
- Excellent deep cycle discharge capability
- Strong high and low temperature performance
- Precision sealing technology
- Long life



Dimension: 151(L)×65(W)×94(H)×100(TH) Unit: mm



Applications

- UPS/EPS
- Power systems
- Telecommunications system
- Emergency lighting、Auto control system
- Solar/wind generating storage cyclic
- Other general purpose

Specification

Nominal Voltage	12V
Nominal Capacity	9.0Ah(38W@15min-rate to 1.67V per cell @25°C)
Design life	8years
Terminal	F250
Approx. Weight	Approx 2.53kg (5.58lbs)
Container Material	ABS
Rated Capacity	9.00Ah ➤ 20Hour Rate (0.450A to 10.5V)
	7.11Ah ➤ 3Hour Rate (2.37A to 10.2V)
	6.55Ah ➤ 1Hour Rate (6.55A to 9.6V)
Internal resistance	Full charged at 25°C: 20.0 mΩ
Max. Discharge Current	90A(5S) Discharge: -20 ~50°C(-4~ 122°F)
Operating Temperature	Charge: -20 ~50°C(-4~ 122°F)
	Storage: -20 ~50°C(-4~ 122°F)
	Charge current: Max. 2.7A ; Recom.0.9A
Charge Method (25 °C)	Float Charge:13.5-13.8V,recom.13.8V(-18mV/ °C)
	Equalize charge:13.8-14.1V,recom.14.1V(-24mV/ °C)
	Cycle charge:14.4-15.0V,recom.14.7V(-30mV/ °C)
Self discharge	3% of capacity declined per month at 25°C

Constant Current Discharge Characteristics Unit: A (25°C, 77°F)

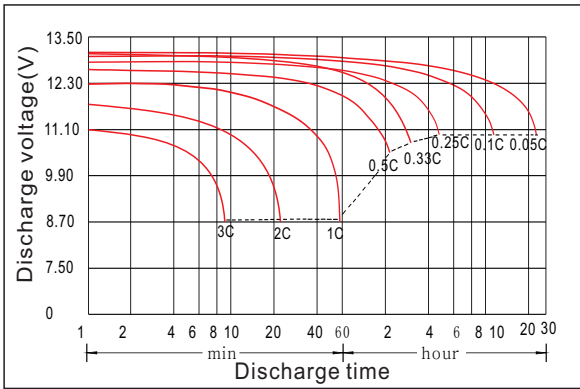
FV/Time	5min	10min	15min	30min	45min	1h	1.5h	2h	3h	4h	5h	6h	8h	10h	20h
1.60V	41.3	28.3	22.1	11.7	8.03	6.55	4.64	3.40	2.48	1.99	1.69	1.31	1.12	0.891	0.477
1.67V	37.4	26.1	20.6	11.1	7.65	6.24	4.44	3.27	2.41	1.93	1.66	1.29	1.10	0.882	0.468
1.70V	35.8	25.1	20.0	10.8	7.49	6.11	4.36	3.20	2.37	1.83	1.64	1.27	1.08	0.864	0.459
1.75V	33.2	23.5	18.9	10.3	7.24	5.90	4.23	3.12	2.33	1.80	1.57	1.24	1.05	0.846	0.450
1.80V	30.4	22.0	17.9	9.30	6.97	5.68	4.08	3.04	2.21	1.76	1.50	1.21	1.03	0.828	0.432
1.85V	26.0	18.6	15.3	8.75	6.29	5.13	3.73	2.60	1.89	1.51	1.28	1.04	0.88	0.708	0.369

Constant Power Discharge Characteristics Unit: W/cell (25°C, 77°F)

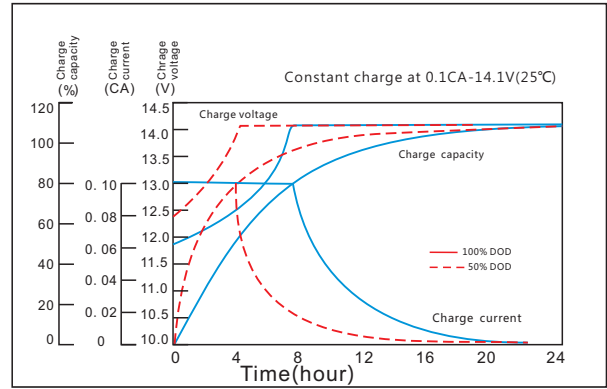
FV/Time	5min	10min	15min	30min	45min	1h	1.5h	2h	3h	4h	5h	6h	8h	10h	20h
1.60V	74.2	51.2	40.2	21.6	14.8	12.3	8.79	6.38	4.70	3.77	3.20	2.54	2.11	1.73	0.945
1.67V	68.1	47.8	38.0	20.8	14.2	11.8	8.49	6.14	4.56	3.65	3.14	2.48	2.07	1.69	0.920
1.70V	65.8	46.4	37.3	20.3	13.9	11.6	8.36	6.02	4.49	3.47	3.05	2.46	2.05	1.68	0.912
1.75V	61.5	44.1	35.5	19.7	13.6	11.3	8.14	5.88	4.43	3.42	2.99	2.41	1.97	1.64	0.893
1.80V	57.1	41.5	33.9	19.0	13.2	11.0	7.93	5.84	4.31	3.39	2.91	2.36	1.90	1.61	0.887
1.85V	49.6	35.7	29.5	16.9	12.0	10.0	7.28	4.99	3.69	2.90	2.49	2.02	1.63	1.38	0.759

JH12-38W

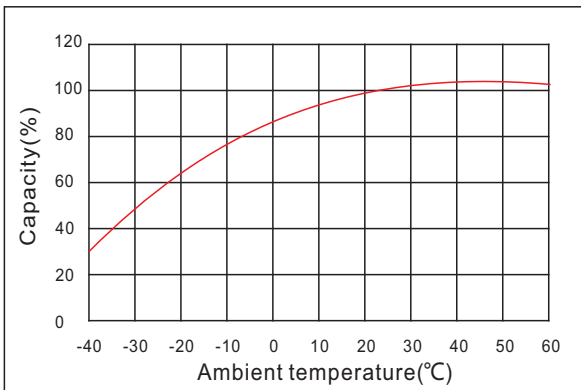
Discharge characteristic



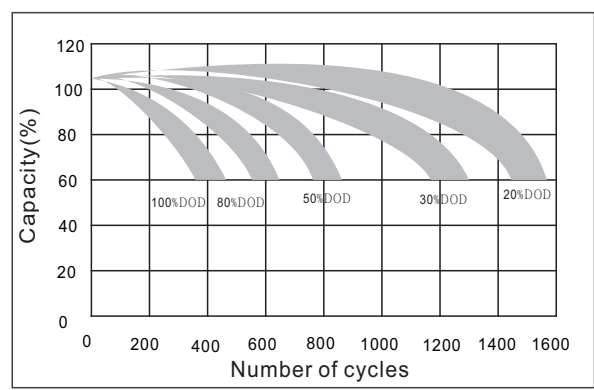
Charging characteristic



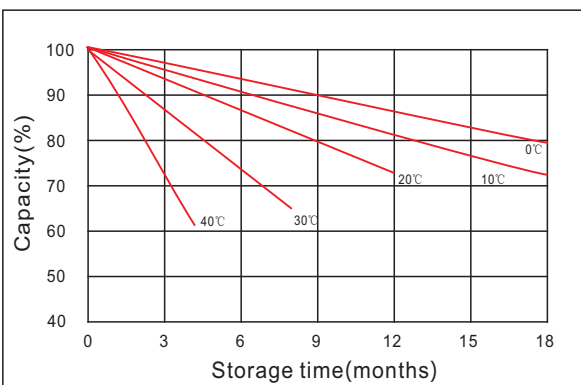
The effect of temperature on capacity



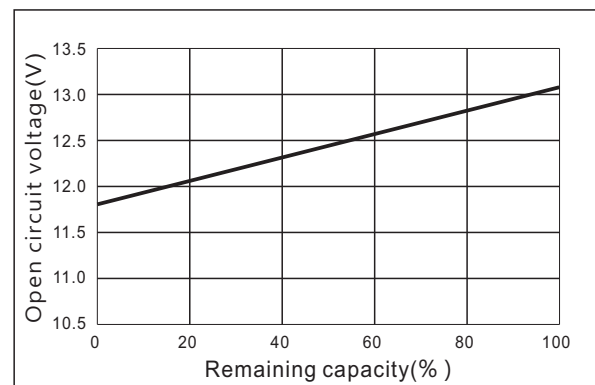
The effect of discharge depth on cycle life



Curves of self-discharge



Curves of open circuit voltage vs. capacity



www.kiju.com.cn info@kiju.com.cn

Jiangxi Jingjiu Power Science&Technology Co. Ltd.
Add: 1388 Fushan No.1 Street, Xiaolan Economic Development Zone, Nanchang City, Jiangxi Province, China.

+86-791-85982779 +86-791-85989842

Jiangxi Jingjiu Power (Jiujiang) Co. Ltd.
Add: Xiwang Rd, Aicheng Industrial Park, Yongxiu Country, Jiujiang City, Jiangxi Province, China.

