



### Applications

- > UPS/EPS
- > Power systems
- > Telecommunications system
- > Emergency lighting、Auto control system
- > Solar/wind generating storage cyclic
- > Other general purpose

### Specification

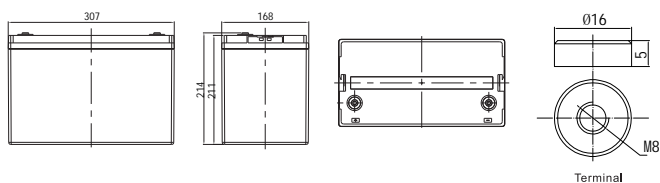
Nominal Voltage	12V
Nominal Capacity	95Ah (390W@15min-rate to 1.67V per cell @25°C)
Design life	10years
Terminal	M8
Approx. Weight	Approx 31kg (68.3lbs)
Container Material	ABS (UL94-HB, UL94-V0 Optional)
Rated Capacity	<b>95.0Ah</b> 10Hour Rate (9.50A to 10.8V)
	<b>78.0Ah</b> 3Hour Rate (26.0A to 10.2V)
	<b>68.2Ah</b> 1Hour Rate (68.2A to 9.6V)
Internal resistance	Full charged at 25°C: 4.00 mΩ
Max. Discharge Current	950A(5S)
Operating Temperature	Discharge: 20 ~50°C (-4 ~ 122°F)
	Charge: -20 ~50°C (-4 ~ 122°F)
	Storage: -20 ~50°C (-4 ~ 122°F)
Charge current:	Max. 23.75A ; Recom.9.5A
Charge Method (25 °C)	Float Charge:13.7-13.9V,recom.13.8V(-18mV/ °C)
	Equalize charge:13.8-14.1V,recom.14.1V(-24mV/ °C)
	Cycle charge:14.4-15.0V,recom.14.7V(-30mV/ °C)
Self discharge	3% of capacity declined per month at 25°C

### General Features

- > High corrosion resistant performance: Pb-Ca multi-alloy grid
- > High energy density and power density
- > Optimized capability of instant high-current discharging
- > Excellent charge acceptance ability
- > Excellent deep cycle discharge capability
- > Strong high and low temperature performance
- > Precision sealing technology
- > Long life



Dimension: 307(L)×168(W)×211(H)×214(TH) Unit: mm



### Constant Current Discharge Characteristics Unit: A (25°C, 77°F)

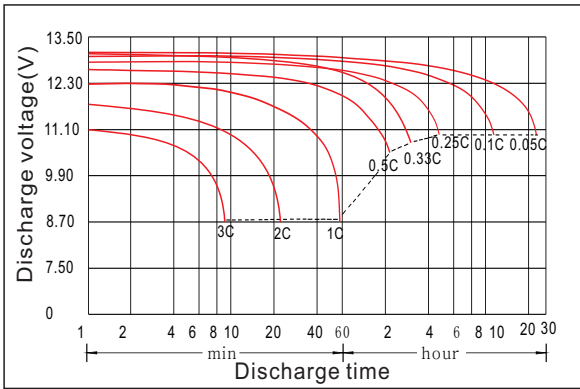
FV/Time	5min	10min	15min	30min	45min	1h	1.5h	2h	3h	4h	5h	6h	8h	10h	20h
1.60V	403	271	224	127	76.6	68.2	48.9	36.7	26.6	19.3	17.8	14.5	11.7	9.90	5.18
1.67V	387	249	217	120	75.8	65.0	46.7	36.5	26.4	19.1	17.7	14.4	11.6	9.80	5.16
1.70V	375	241	212	117	75.0	63.7	45.7	36.2	26.0	18.9	17.5	14.2	11.5	9.70	5.13
1.75V	345	225	205	113	74.2	61.5	44.2	35.7	25.6	18.7	17.3	14.1	11.4	9.60	5.11
1.80V	309	210	191	108	73.5	59.3	42.6	35.0	25.5	18.5	16.9	13.9	11.4	9.50	5.09
1.85V	282	178	169	95	71.1	53.6	38.5	33.2	24.1	17.9	16.0	13.5	10.9	9.20	4.99

### Constant Power Discharge Characteristics Unit: W/cell (25°C, 77°F)

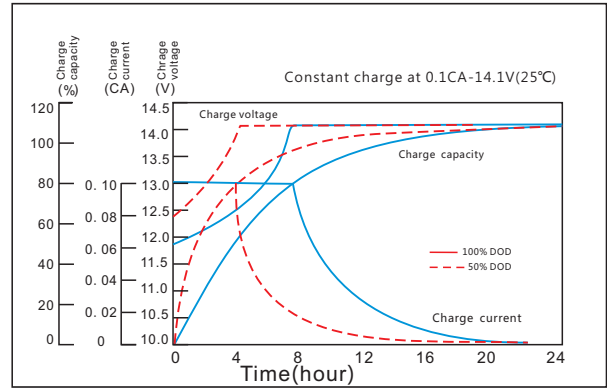
FV/Time	5min	10min	15min	30min	45min	1h	1.5h	2h	3h	4h	5h	6h	8h	10h	20h
1.60V	655	509	402	247	147	128	93.0	69.0	50.6	37.1	33.9	27.9	22.8	19.0	10.3
1.67V	630	480	390	237	145	123	89.0	69.0	50.0	36.7	33.7	27.6	22.6	18.8	10.2
1.70V	627	467	387	232	144	121	87.6	69.0	49.7	36.3	33.4	27.3	22.5	18.6	10.2
1.75V	584	443	382	225	143	118	85.1	68.0	49.4	36.1	33.2	27.1	22.4	18.5	10.1
1.80V	537	419	362	217	142	114	82.4	68.0	49.3	35.7	32.8	26.8	22.2	18.3	10.1
1.85V	496	360	320	194	138	104	75.1	65.0	46.8	34.9	31.3	26.3	21.4	17.9	10.0

## JH12-390W

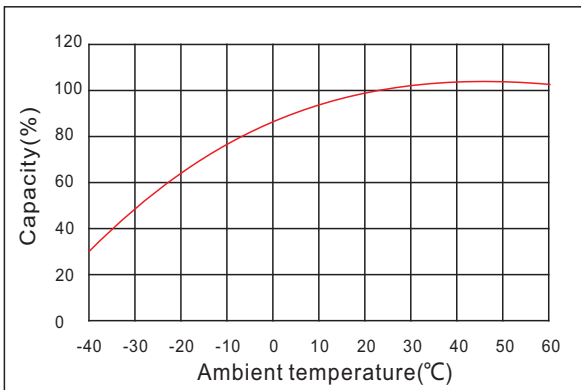
Discharge characteristic



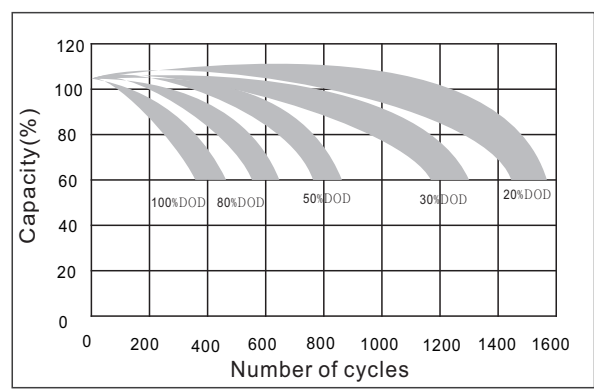
Charging characteristic



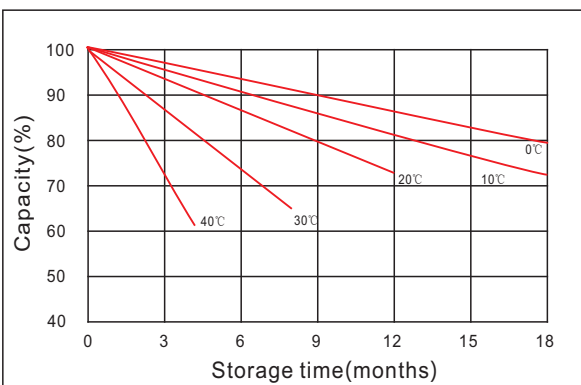
The effect of temperature on capacity



The effect of discharge depth on cycle life



Curves of self-discharge



Curves of open circuit voltage vs. capacity

