

JH12-580W



Applications

- > UPS/EPS
- > Power systems
- > Telecommunications system
- > Emergency lighting, Auto control system
- > Solar/wind generating storage cyclic
- > Other general purpose

Specification

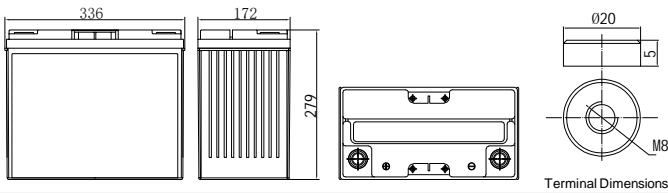
Nominal Voltage	12V	
Nominal Capacity	155Ah(580W@15min-rate to 1.67V per cell @25) °C	
Design life	10 years	
Terminal	M8	
Approx. Weight	Approx45.5kg (100.3lbs)	
Container Material	ABS(UL94-HB, UL94-V0 Optional)	
Rated Capacity	155Ah	10Hour Rate (15.5A to 10.8V)
	119.1Ah	3Hour Rate (39.7A to 10.2V)
	109.0Ah	1Hour Rate (109A to 9.6V)
Internal resistance	Full charged at 25°C:	3.60 mΩ
Max. Discharge Current	1550A(5S)	
	Discharge: -20 ~50°C(-4~ 122°F)	
Operating Temperature	Charge: -20 ~50°C(-4~ 122°F)	
	Storage: -20 ~50°C(-4~ 122°F)	
	Charge current:	Max. 38.7A Recom.15.5A
Charge Method (25 °C)	Float Charge:13.7-13.9V,recom.13.8V(-18mV/ °C)	
	Equalize charge:13.8-14.1V,recom.14.1V(-24mV/ °C)	
	Cycle charge:14.4-15.0V,recom.14.7V(-30mV/ °C)	
Self discharge	3% of capacity declined per month at 25°C	

General Features

- > High corrosion resistant performance: Pb-Camulti-alloy grid
- > High energy density and power density
- > Optimized capability of instant high-current discharging
- > Excellent charge acceptance ability
- > Excellent deep cycle discharge capability
- > Strong high and low temperature performance Precision sealing technology
- > Long life



Dimension:336(L)×172(W) ×279(H)×279(TH) Unit: mm



Constant Current Discharge Characteristics Unit: A (25°C, 77°F)

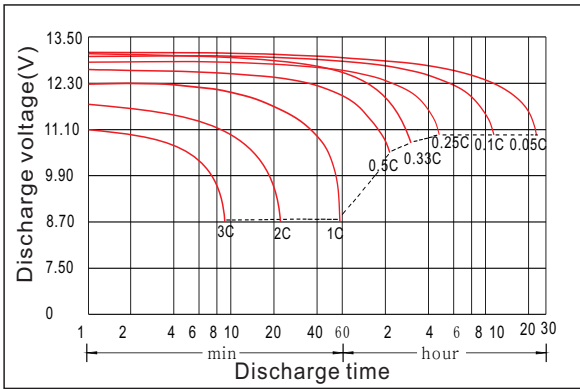
FV/Time	5min	10min	15min	30min	45min	1h	1.5h	2h	3h	4h	5h	6h	8h	10h	20h
1.60V	521	384	321	218	122	109	78.9	57.4	42.2	32.9	28.7	24.8	19.0	16.9	8.87
1.67V	473	354	300	205	116	105	75.8	54.6	40.2	31.3	27.3	23.6	18.1	16.1	8.43
1.70V	453	343	290	202	114	103	74.3	54.0	39.7	30.9	27.0	23.3	17.9	15.9	8.33
1.75V	418	320	275	194	113	102	72.8	53.4	39.2	30.6	26.7	23.0	17.7	15.7	8.24
1.80V	382	298	260	184	112	97.0	69.2	52.7	38.8	30.2	26.4	22.7	17.4	15.5	8.14
1.85V	329	253	223	164	110	88.0	63.6	52.1	38.3	29.9	26.1	22.5	17.2	15.3	8.05

Constant Power Discharge Characteristics Unit: W/cell (25°C, 77°F)

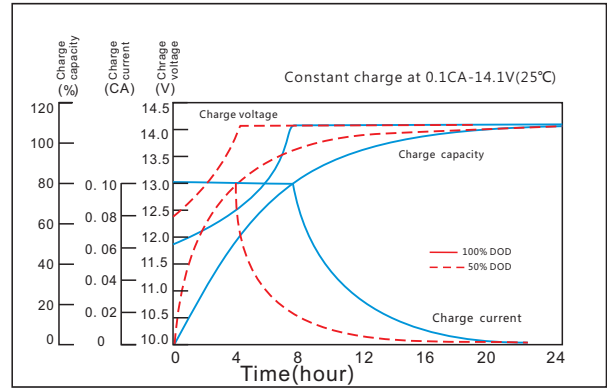
FV/Time	5min	10min	15min	30min	45min	1h	1.5h	2h	3h	4h	5h	6h	8h	10h	20h
1.60V	957	723	612	423	237	206	149	112	92.9	64.2	58.7	48.3	39.5	32.9	17.8
1.67V	889	682	580	406	234	198	145	111	88.7	63.5	58.5	47.7	39.1	32.6	17.7
1.70V	860	663	567	397	233	197	143	110	88.6	63.1	57.9	47.5	38.9	32.4	17.6
1.75V	807	629	542	386	230	196	142	109	88.5	62.3	57.7	46.9	38.7	32.0	17.5
1.80V	752	595	518	371	229	194	141	108	88.4	62.0	57.0	46.6	38.6	31.8	17.5
1.85V	655	511	451	332	223	181	131	105	86.3	60.5	54.4	45.5	37.0	31.0	17.3

JH12-580W

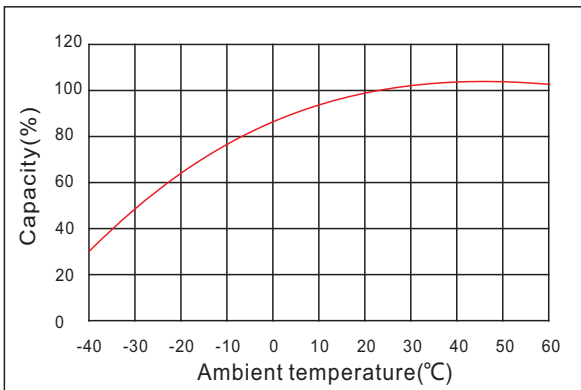
Discharge characteristic



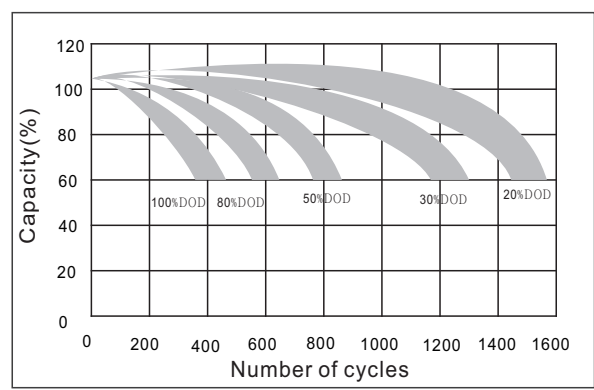
Charging characteristic



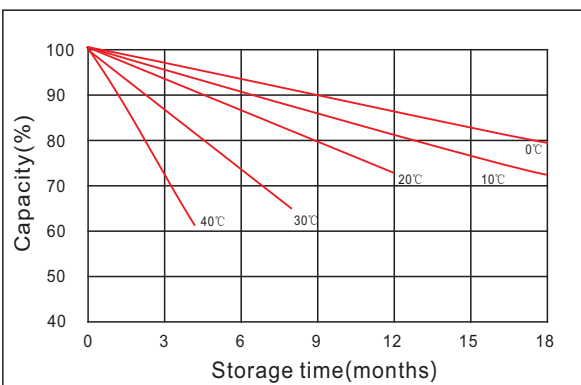
The effect of temperature on capacity



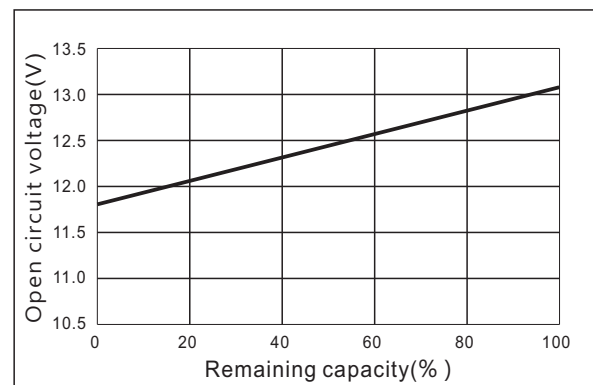
The effect of discharge depth on cycle life



Curves of self-discharge



Curves of open circuit voltage vs. capacity



www.kijo.com.cn info@kijo.com.cn

+86-791-85982779 +86-791-85989842

Jiangxi Jingjiu Power Science&Technology Co. Ltd.
Add: 1388 Fushan No.1 Street, Xiaolan Economic Development Zone, Nanchang City, Jiangxi Province, China.

Jiangxi Jingjiu Power (Jiujiang) Co. Ltd.
Add: Xiwang Rd, Aicheng Industrial Park, Yongxiu Country, Jiujiang City, Jiangxi Province, China.

