

JH12-88WL

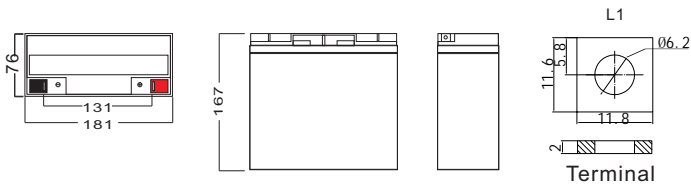


General Features

- > High corrosion resistant performance: Pb-Ca multi-alloy grid
- > High energy density and power density
- > Optimized capability of instant high-current discharging
- > Excellent charge acceptance ability
- > Excellent deep cycle discharge capability
- > Strong high and low temperature performance
- > Precision sealing technology
- > Long life



Dimension: 181(L)×76(W)×167(H)×167(TH) Unit: mm



Applications

- > UPS/EPS
- > Power systems
- > Telecommunications system
- > Emergency lighting、Auto control system
- > Solar/wind generating storage cyclic
- > Other general purpose

Specification

Nominal Voltage	12V
Nominal Capacity	22Ah (88W@15min-rate to 1.67V per cell @25°C)
Design life	8 years
Terminal	L1
Approx. Weight	Approx 5.8kg (12.8lbs)
Container Material	ABS (UL94-HB, UL94-V0 Optional)
Rated Capacity	22.0Ah 20Hour Rate (1.10A to 10.5V)
	17.6Ah 3Hour Rate (5.85A to 10.2V)
	16.0Ah 1Hour Rate (16.0A to 9.6V)
Internal resistance	Full charged at 25°C: 13.6 mΩ
Max. Discharge Current	220A(5S)
Operating Temperature	Discharge: -20 ~50°C (-4 ~ 122°F)
	Charge: -20 ~50°C (-4 ~ 122°F)
	Storage: -20 ~50°C (-4 ~ 122°F)
Charge current:	Max. 5.5A ; Recom.2.2A
Charge Method (25 °C)	Float Charge:13.5-13.8V,recom.13.8V(-18mV/ °C)
	Equalize charge:13.8-14.1V,recom.14.1V(-24mV/ °C)
	Cycle charge:14.4-15.0V,recom.14.7V(-30mV/ °C)
Self discharge	3% of capacity declined per month at 25°C

Constant Current Discharge Characteristics Unit: A (25°C, 77°F)

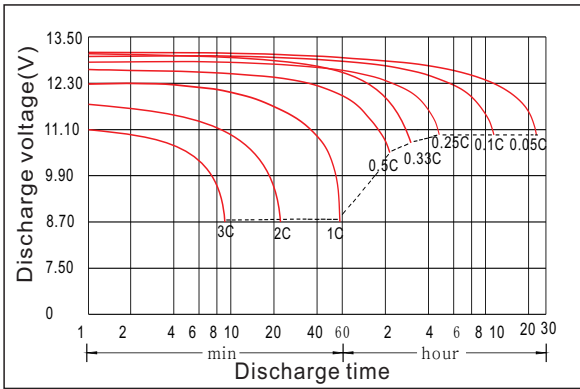
FV/Time	5min	10min	15min	30min	45min	1h	1.5h	2h	3h	4h	5h	6h	8h	10h	20h
1.60V	90.8	64.9	51.0	28.5	17.0	16.0	11.4	8.40	6.13	4.91	4.18	3.23	2.76	2.20	1.18
1.67V	82.4	59.9	47.7	27.1	16.9	15.3	10.9	8.07	5.96	4.76	4.09	3.20	2.71	2.18	1.15
1.70V	78.8	57.7	46.2	26.4	16.5	14.9	10.7	7.91	5.85	4.51	4.04	3.12	2.67	2.13	1.13
1.75V	73.0	54.1	43.6	25.3	16.2	14.4	10.3	7.71	5.76	4.44	3.87	3.07	2.60	2.09	1.10
1.80V	66.9	50.4	41.4	24.2	15.8	13.9	10.0	7.51	5.44	4.35	3.71	2.99	2.54	2.04	1.07
1.85V	57.2	42.8	35.5	21.4	15.3	12.6	9.12	7.26	5.26	4.21	3.59	2.89	2.46	1.97	1.03

Constant Power Discharge Characteristics Unit: W/cell (25°C, 77°F)

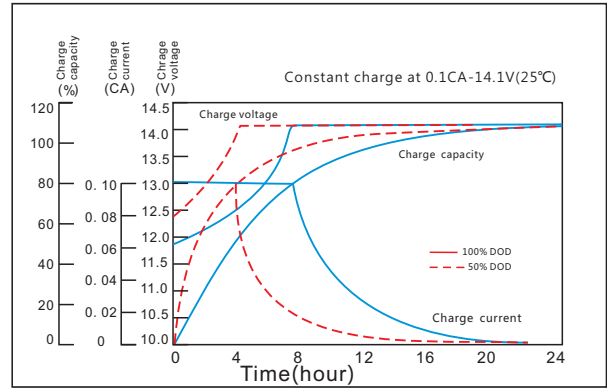
FV/Time	5min	10min	15min	30min	45min	1h	1.5h	2h	3h	4h	5h	6h	8h	10h	20h
1.60V	163	118	93.1	52.8	32.9	30.0	21.5	15.8	11.6	9.30	7.89	6.25	5.20	4.26	2.33
1.67V	150	110	88.0	50.8	32.3	28.9	20.8	15.2	11.2	9.00	7.74	6.13	5.12	4.18	2.27
1.70V	145	107	86.2	49.6	32.1	28.4	20.4	14.8	11.1	8.55	7.51	6.09	5.07	4.15	2.25
1.75V	135	101	82.1	48.0	31.3	27.6	19.9	14.5	10.9	8.44	7.37	5.94	4.86	4.05	2.20
1.80V	126	95.4	78.5	46.5	30.7	26.8	19.4	14.4	10.6	8.37	7.18	5.82	4.70	3.97	2.19
1.85V	109	82.0	68.2	41.3	29.7	24.4	17.8	13.9	10.3	8.09	6.94	5.63	4.54	3.84	2.12

JH12-88WL

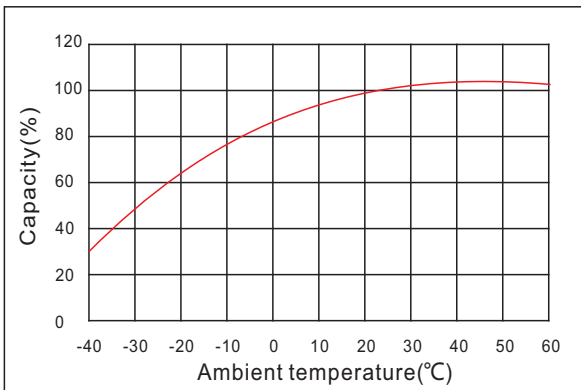
Discharge characteristic



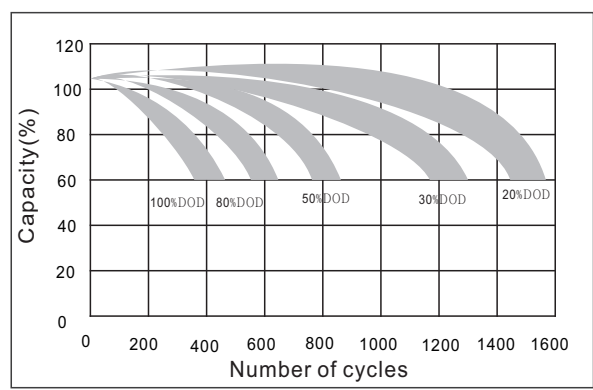
Charging characteristic



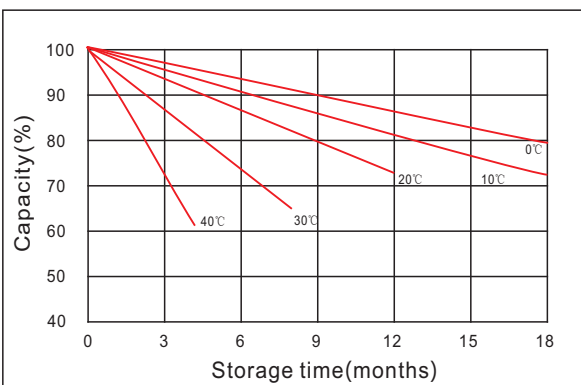
The effect of temperature on capacity



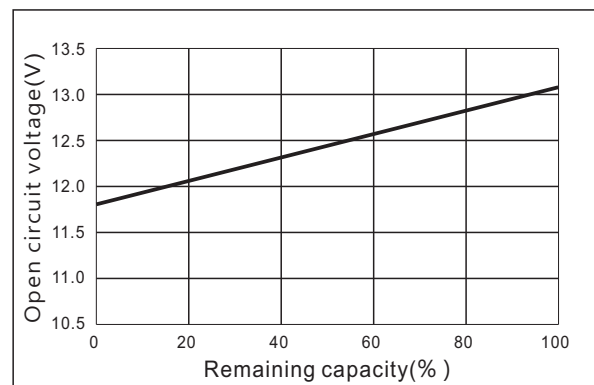
The effect of discharge depth on cycle life



Curves of self-discharge



Curves of open circuit voltage vs. capacity



www.kijo.com.cn info@kijo.com.cn

+86-791-85982779 +86-791-85989842

Jiangxi Jingjiu Power Science&Technology Co. Ltd.
Add: 1388 Fushan No.1 Street, Xiaolan Economic Development Zone, Nanchang City, Jiangxi Province, China.

Jiangxi Jingjiu Power (Jiujiang) Co. Ltd.
Add: Xiwang Rd, Aicheng Industrial Park, Yongxiu Country, jiujiang City, Jiangxi Province, China.

