

6-DZF-22



Applications

- > Electric vehicle
- > Electric wheelchair
- > Electric scooter
- > Electric play car for children
- > Garbage truck
- > Patrol car

Specification

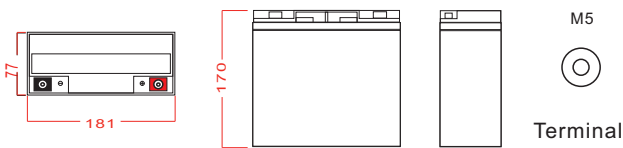
Nominal Voltage	12V
Nominal Capacity	23Ah
Design life	5 years
Terminal	M5
Approx. Weight	Approx6.50kg (14.36lbs)
Container Material	ABS
Rated Capacity	24.5Ah 10Hour Rate (2.45A to 10.5V) 22.0Ah 2Hour Rate (11.0A to 10.5V) 17.0Ah 1Hour Rate (17.0A to 10.5V)
Operating Temperature	Discharge: -20 ~50°C(-4~ 122°F) Charge: -20 ~50°C(-4~ 122°F) Storage: -20 ~50°C(-4~ 122°F)
Charge Method (25 °C)	Float Use:13.7-13.9V@25°C Cycle Use :14.7-14.9V,@25°C Max charge current 4.60A
Self discharge	3% of capacity declined per month at 25°C

General Features

- > High Corrosion Resistant Performance: Pb-Ca multi-alloy grid
- > High Energy Density and Power Density
- > Excellent Charge Acceptance Ability
- > Strong High and Low Temperature Performance
- > Optimized Capability of instant High-current Discharging
- > Low self-discharge rate



Dimension: 181(L)×77(W)×170(H)×170(TH) Unit: mm



Constant Current Discharge Characteristics Unit: A (25°C, 77°F)

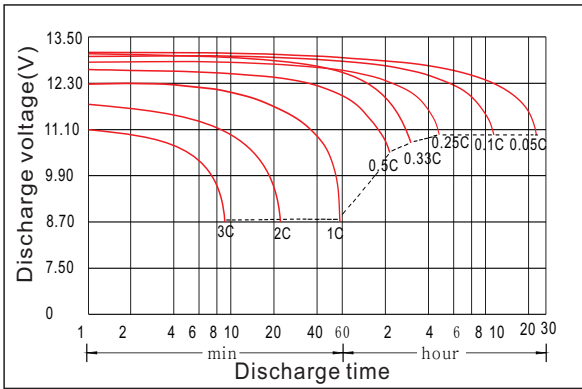
F.V/Time	5Min	15Min	30Min	1h	2h	3h	5h	8h	10h	20h
1.60V	95.0	54.0	32.0	17.5	11.29	7.86	4.83	3.10	2.52	1.396
1.65V	92.4	52.4	31.5	17.4	11.19	7.78	4.80	3.08	2.49	1.387
1.70V	88.8	51.3	30.9	17.3	11.10	7.67	4.73	3.03	2.47	1.379
1.75V	81.4	49.6	30.5	17.0	11.00	7.60	4.70	3.02	2.45	1.370
1.80V	72.9	46.2	29.3	16.6	10.81	7.55	4.58	2.94	2.42	1.361
1.85V	65.1	41.4	26.7	15.4	10.23	7.11	4.34	2.78	2.35	1.335

Constant Power Discharge Characteristics Unit: W/cell(25°C, 77°F)

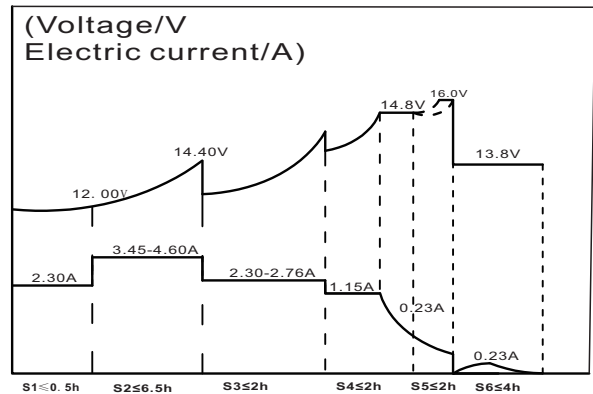
F.V/Time	5Min	15Min	30Min	1h	2h	3h	5h	8h	10h	20h
1.60V	144.3	86.5	52.5	30.1	19.4	13.56	8.32	5.48	4.39	2.50
1.65V	139.0	84.8	52.1	29.8	19.4	13.38	8.29	5.42	4.37	2.49
1.70V	138.1	84.0	52.0	29.6	19.3	13.29	8.22	5.34	4.30	2.47
1.75V	128.4	83.4	51.9	29.3	19.1	13.25	8.16	5.33	4.27	2.45
1.80V	118.7	78.6	50.4	29.2	19.0	13.21	8.10	5.20	4.20	2.44
1.85V	105.6	70.5	46.2	27.1	18.3	12.58	7.71	4.95	4.14	2.43

6-DZF-22

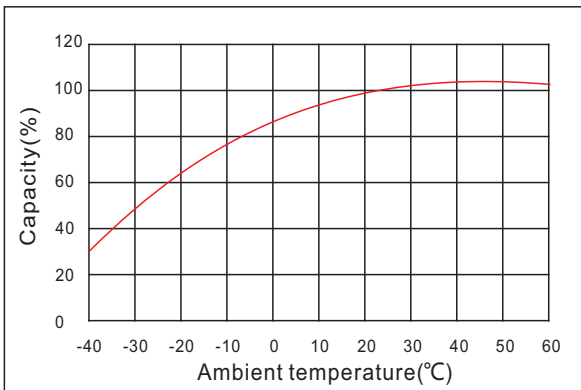
Discharge characteristic



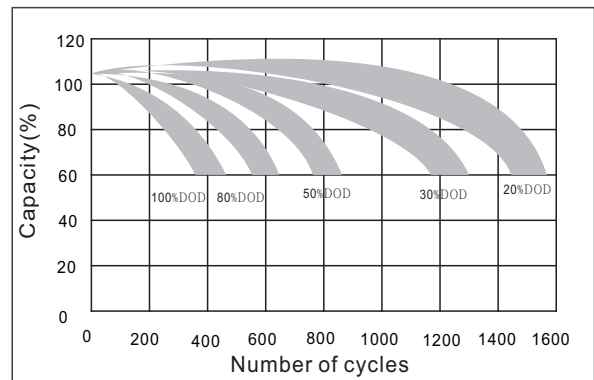
Charging characteristic



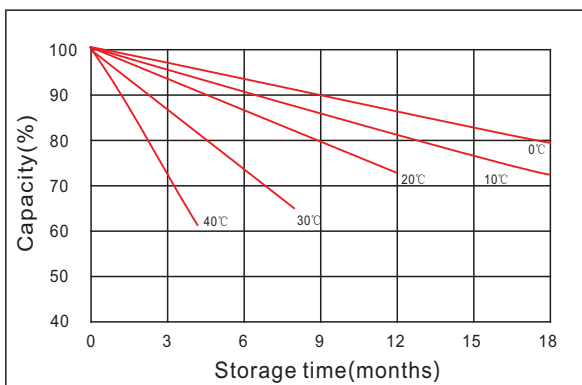
The effect of temperature on capacity



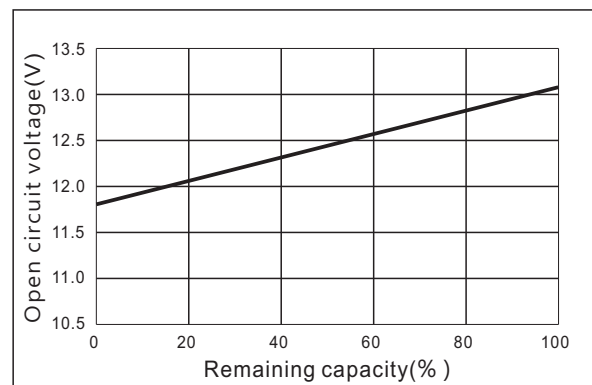
The effect of discharge depth on cycle life



Curves of self-discharge



Curves of open circuit voltage vs. capacity



www.kiju.com.cn info@kiju.com.cn

Jiangxi Jingjiu Power Science&Technology Co. Ltd.
Add: 1388 Fushan No.1 Street, Xiaolan Economic Development Zone, Nanchang City, Jiangxi Province, China.

+86-791-85982779 +86-791-85989842

Jiangxi Jingjiu Power (Jiujiang) Co. Ltd.
Add: Xiwang Rd, Aicheng Industrial Park, Yongxiu Country, Jiujiang City, Jiangxi Province, China.

