



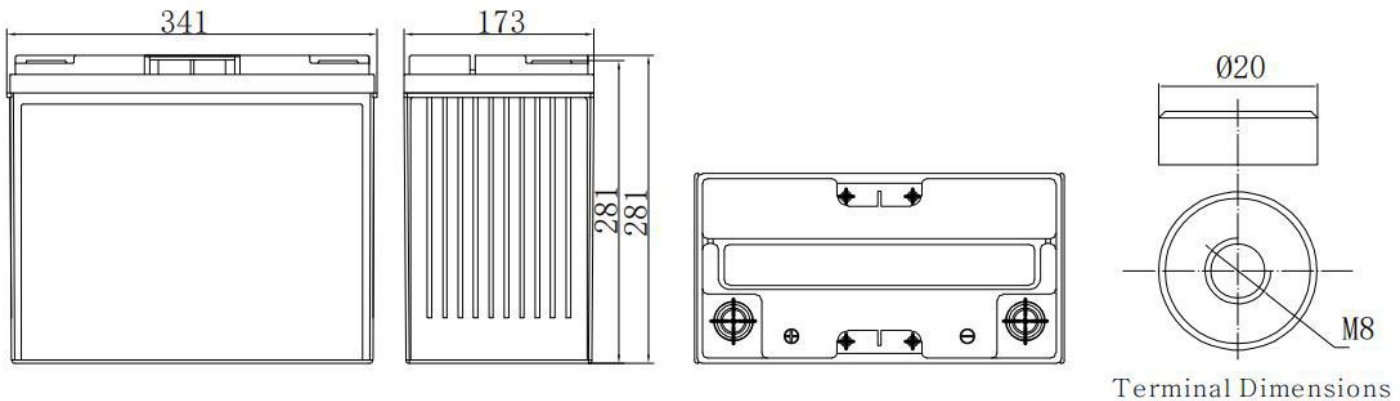
## General Features

- ▶ High corrosion resistant performance: Pb-Ca multi-alloy grid
- ▶ High energy density and power density
- ▶ Optimized capability of instant high-current discharging
- ▶ Excellent charge acceptance ability
- ▶ Excellent deep cycle discharge capability
- ▶ Strong high and low temperature performance
- ▶ Precision sealing technology
- ▶ Long life



**Dimension: 341(L) × 173(W) × 281(H) × 281(TH)**

**Unit: mm**



Terminal Dimensions

Specification	
Nominal Voltage	12V
Nominal Capacity	135Ah
Design life	10 years
Terminal	M8
Approx. Weight	Approx. 41.2kg (90.8lbs)
Container Material	ABS
short-circuit current	2400A
Internal resistance (Full charged at 25°C: )	5.0 mΩ
Self discharge	3% of capacity declined per month at 25°C
Operating Temperature	
Discharge:	-20 ~50°C (-4 ~ 122°F)
Charge :	-20 ~50°C (-4 ~ 122°F)
Storage:	-20 ~50°C (-4 ~ 122°F)
Charge Method (25 °C)	
Charge current:	Max. 33.75A; Recom. 13.5A
Float charge: 13.5-13.8V	recom. 13.8V (-18mV/ °C)
Equalize charge: 13.8-14.1V	recom. 14.1V (-24mV/ °C)
Cycle charge: 14.4-15.0V	recom. 14.7V (-30mV/ °C)

## Standards

Executive standard GB/T 32620.1-2016


## Applications

- ▶ UPS/EPS
- ▶ Power systems
- ▶ Telecommunications system
- ▶ Emergency lighting, Auto control system
- ▶ Solar/wind generating storage cyclic
- ▶ Other general purpose

## Rated Capacity

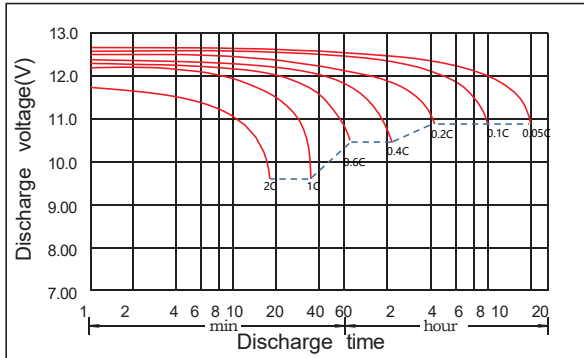
20Hour Rate (6.75A to 10.5V)	135.0Ah
3Hour Rate (35.9A to 10.2V)	107.7Ah
1Hour Rate (83.3A to 9.6V)	83.3Ah

## Attain Certificate

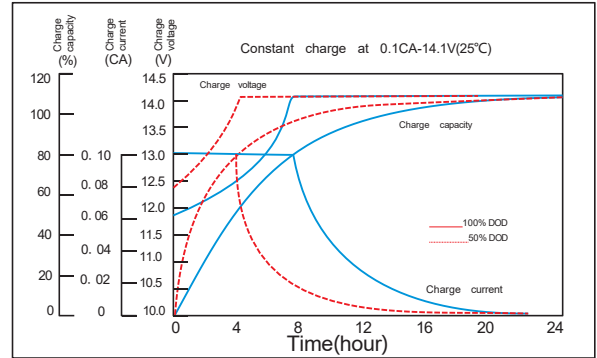




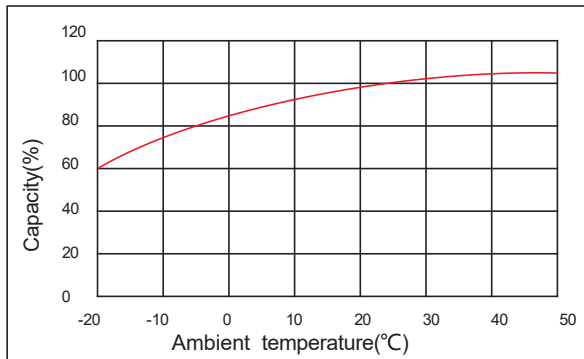
## Discharge characteristic



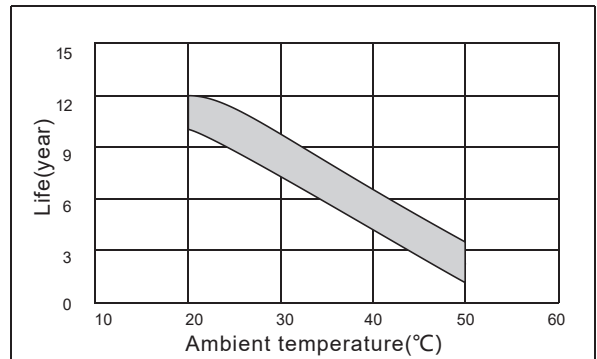
## Charging characteristic



## The effect of temperature on capacity



## The effect of temperature on float life



## Constant Current Discharge Characteristics Unit:A (25°C,77°F)

FV/Time	5min	10min	15min	30min	45min	1h	1.5h	2h	3h	4h	5h	6h	8h	10h	20h
1.60V	306	284	224	135	105	83.3	56.0	51.4	36.9	26.7	24.8	19.8	16.3	13.7	7.05
1.65V	301	275	213	133	103	82.6	55.3	50.7	36.5	26.4	24.6	19.6	16.1	13.6	6.95
1.70V	289	273	210	130	102	82.0	54.7	50.0	35.9	26.2	24.3	19.4	16.0	13.4	6.85
1.75V	266	262	208	129	101	81.0	54.3	49.4	35.6	26.0	24.0	19.2	15.9	13.3	6.75
1.80V	238	243	190	124	97.5	78.7	53.7	48.4	35.2	25.7	23.3	19.0	15.7	13.2	6.65
1.85V	212	226	172	113	89.6	73.1	52.0	46.1	33.3	25.0	22.2	18.4	15.1	12.8	6.49

## Constant Power Discharge Characteristics Unit: W/cell (25°C ,77°F )

FV/Time	5min	10min	15min	30min	45min	1h	1.5h	2h	3h	4h	5h	6h	8h	10h	20h
1.60V	520	496	403	243	194	159	109	99.6	71.5	51.8	48.0	38.5	31.7	26.7	13.8
1.65V	512	481	383	239	191	158	107	98.4	70.9	51.3	47.7	38.2	31.5	26.5	13.6
1.70V	491	477	379	235	189	157	106	97.0	69.6	50.8	47.1	37.6	31.3	26.2	13.4
1.75V	452	449	375	233	188	155	105	95.7	69.0	50.3	46.6	37.3	31.0	26.0	13.2
1.80V	404	396	343	223	180	150	104	93.9	68.3	49.9	45.3	36.8	30.7	25.7	13.0
1.85V	363	357	312	204	167	140	101	89.9	64.8	48.7	43.3	36.0	29.6	25.1	12.8