



GY Series lead-acid battery GY6-EVF-135



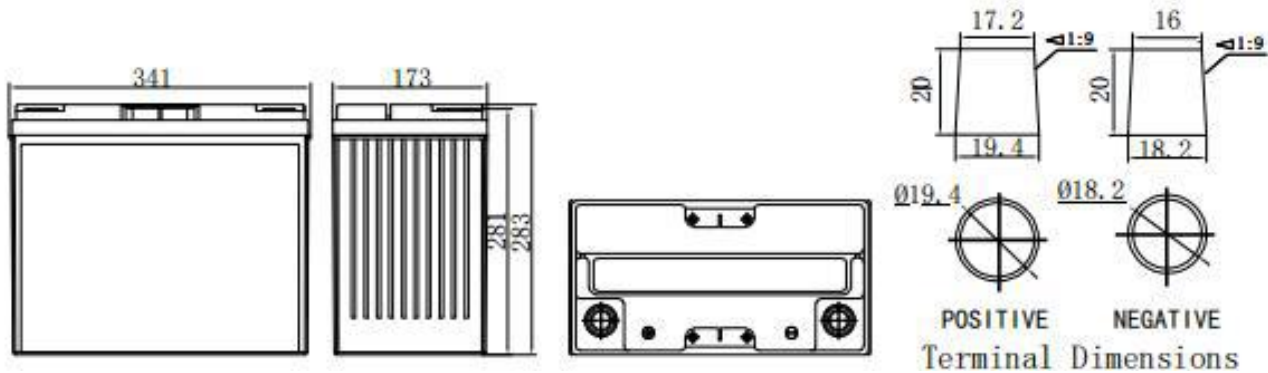
General Features

- ▶ High corrosion resistant performance: Pb-Ca multi-alloy grid
- ▶ High energy density and power density
- ▶ Optimized capability of instant high-current discharging
- ▶ Excellent charge acceptance ability
- ▶ Excellent deep cycle discharge capability
- ▶ Strong high and low temperature performance
- ▶ Precision sealing technology
- ▶ Long life



Dimension: 341(L) × 173(W) × 281(H) × 283(TH)

Unit: mm



Specification	
Nominal Voltage	12V
Nominal Capacity	135Ah
Design life	10 years
Terminal	M8
Approx. Weight	Approx. 44.0kg (97.0lbs)
Container Material	ABS
short-circuit current	2790A
Internal resistance (Full charged at 25°C:)	4.3 mΩ
Self discharge	3% of capacity declined per month at 25°C
Operating Temperature	
Discharge:	-20 ~50°C (-4 ~ 122°F)
Charge :	-20 ~50°C (-4 ~ 122°F)
Storage:	-20 ~50°C (-4 ~ 122°F)
Charge Method (25 °C)	
Charge current:	Max. 33.75A; Recom. 13.5A
Float charge: 13.5-13.8V	recom. 13.8V (-18mV/ °C)
Equalize charge: 13.8-14.1V	recom. 14.1V (-24mV/ °C)
Cycle charge: 14.4-15.0V	recom. 14.7V (-30mV/ °C)

Standards

Executive standard GB/T 32620.1-2016

Applications

- ▶ UPS/EPS
- ▶ Power systems
- ▶ Telecommunications system
- ▶ Emergency lighting, Auto control system
- ▶ Solar/wind generating storage cyclic
- ▶ Other general purpose

Rated Capacity

20Hour Rate (6.75A to 10.5V)	135.0Ah
3Hour Rate (34.7A to 10.2V)	104.1Ah
1Hour Rate (85.5A to 9.6V)	85.5Ah

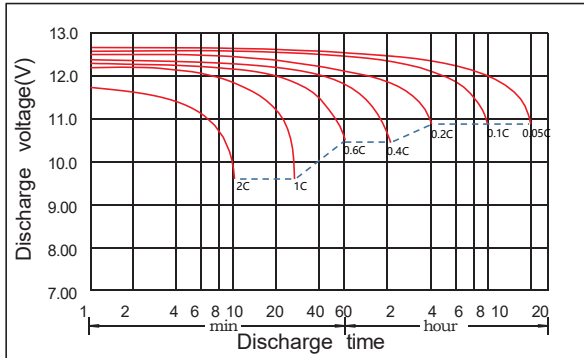
Attain Certificate



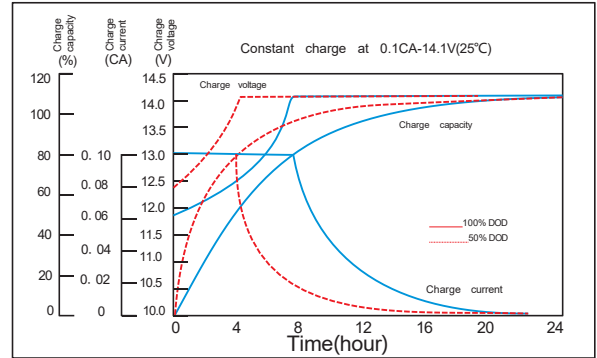
Disclaimer: Manufacturers have the right to self-modify the parameters of the product updates, please keep in touch with manufacturers to obtain the latest information.



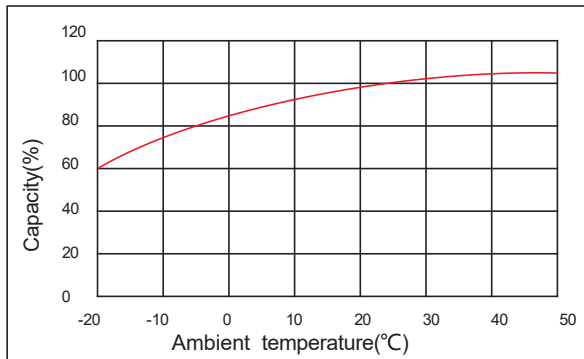
Discharge characteristic



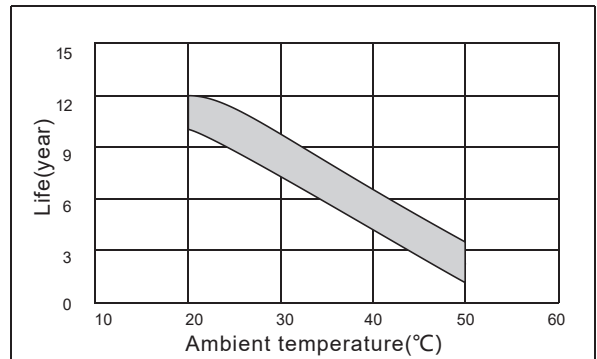
Charging characteristic



The effect of temperature on capacity



The effect of temperature on float life



Constant Current Discharge Characteristics Unit:A (25°C,77°F)

FV/Time	5min	10min	15min	30min	45min	1h	1.5h	2h	3h	4h	5h	6h	8h	10h	20h
1.60V	306	287	241	146	106	85.5	61.2	49.0	35.6	27.6	23.9	20.4	15.7	13.2	6.86
1.65V	301	278	233	144	105	85.0	60.9	48.8	35.2	27.4	23.6	20.2	15.5	13.1	6.83
1.70V	289	270	229	141	103	84.4	60.4	48.4	34.7	27.2	23.4	20.1	15.4	13.0	6.79
1.75V	266	255	221	140	102	83.2	59.5	47.7	34.3	26.8	23.1	19.8	15.3	12.8	6.75
1.80V	238	233	206	134	98.7	81.0	58.2	46.8	34.1	26.6	22.5	19.7	15.1	12.7	6.72
1.85V	212	208	183	122	90.8	75.1	54.6	44.4	32.1	25.7	21.4	18.9	14.6	12.3	6.61

Constant Power Discharge Characteristics Unit: W/cell (25°C ,77°F)

FV/Time	5min	10min	15min	30min	45min	1h	1.5h	2h	3h	4h	5h	6h	8h	10h	20h
1.60V	520	487	423	264	194	162	123	92.8	67.7	54.6	45.3	40.1	30.5	25.4	13.6
1.65V	512	471	416	263	193	161	122	92.5	66.8	54.0	45.1	39.7	30.2	25.1	13.5
1.70V	491	456	411	262	192	159	121	92.1	66.4	53.6	44.7	39.4	30.1	24.9	13.4
1.75V	452	433	408	261	191	158	119	91.6	66.1	53.0	44.4	38.9	29.8	24.6	13.3
1.80V	404	403	387	255	186	157	115	91.3	65.9	52.4	43.9	38.4	29.6	24.4	13.2
1.85V	363	361	345	233	172	146	112	87.2	62.6	51.6	42.0	37.8	28.6	24.0	13.1