

## JDG12-50

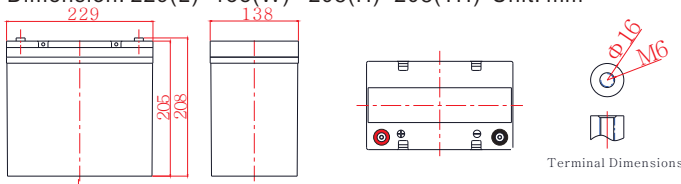


### General Features

- › Nanosilica colloidal electrolyte and high tin positive plate alloy design to enhance battery performance
- › Relatively rich electrolyte, high temperature and low temperature performance is superior
- › Long cycle life, excellent deep cycle discharge ability
- › Excellent charge acceptance ability
- › Precision sealing technology
- › Long life



Dimension: 229(L)×138(W)×205(H)×208(TH) Unit: mm



### Applications

- › Solar / wind energy and other new energy storage
- › UPS/EPS
- › Power systems
- › Telecommunications system
- › Emergency lighting、Auto control system
- › Other general purpose

### Specification

Nominal Voltage	12V
Nominal Capacity	50Ah
Design life	12 years
Terminal	M6
Approx. Weight	Approx 15.5kg (34.2lbs)
Container Material	ABS
Rated Capacity	50.0Ah → 10Hour Rate (5.00A to 10.8V)
	39.6Ah → 3Hour Rate (13.2A to 10.8V)
	32.1Ah → 1Hour Rate (32.1A to 10.5V)
Internal resistance	Full charged at 25°C: 11.0 mΩ
Max. Discharge Current	600A(5S)
Operating Temperature	Discharge: -40~60°C(-40~140°F)
	Charge: -20~50°C(-4~122°F)
	Storage: -20~50°C(-4~122°F)
Charge current:	Max. 12.5A ; Recom.5.0A
Charge Method (25°C)	Float Charge:13.5-13.8V,recom.13.8V(-18mV/°C)
	Equalize charge:13.8-14.1V,recom.14.1V(-24mV/°C)
	Cycle charge:14.4-15.0V,recom.14.7V(-30mV/°C)
Self discharge	3% of capacity declined per month at 25°C

### Constant Current Discharge Characteristics Unit: A (25°C, 77°F)

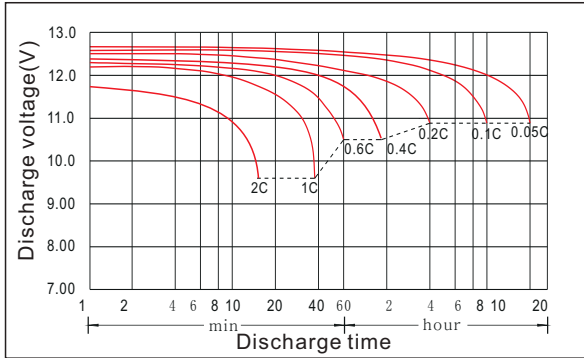
FV/Time	15min	30min	1h	2h	3h	5h	8h	10h	20h
1.60V	91.8	55.8	33.0	18.9	13.7	9.22	6.05	5.17	2.72
1.65V	89.0	54.9	32.8	18.8	13.6	9.12	6.00	5.12	2.71
1.70V	87.1	53.9	32.6	18.7	13.4	9.03	5.95	5.07	2.69
1.75V	84.3	53.5	32.1	18.4	13.3	8.93	5.91	5.02	2.68
1.80V	78.6	51.1	31.3	18.1	13.2	8.69	5.86	5.00	2.67
1.85V	70.1	46.7	29.0	17.1	12.4	8.26	5.62	4.83	2.62

### Constant Power Discharge Characteristics Unit: W/cell (25°C, 77°F)

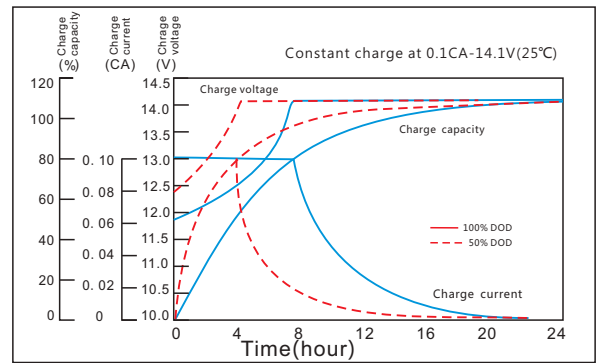
FV/Time	15min	30min	1h	2h	3h	5h	8h	10h	20h
1.60V	162	101	62.4	35.8	26.1	17.5	11.8	10.0	5.39
1.65V	159	100	61.9	35.7	25.8	17.4	11.7	9.85	5.36
1.70V	157	100	61.4	35.5	25.6	17.2	11.6	9.75	5.34
1.75V	156	100	60.9	35.3	25.5	17.1	11.5	9.65	5.31
1.80V	148	97.2	60.5	35.2	25.4	17.0	11.4	9.55	5.29
1.85V	132	89.2	56.1	33.7	24.2	16.2	11.0	9.40	5.24

# JDG12-50

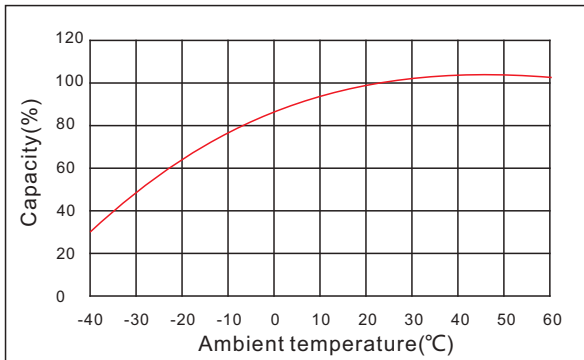
**Discharge characteristic**



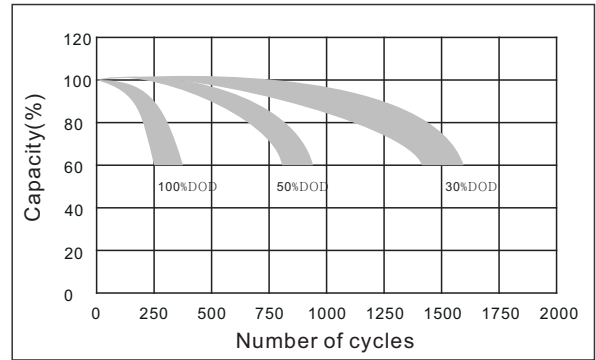
**Charging characteristic**



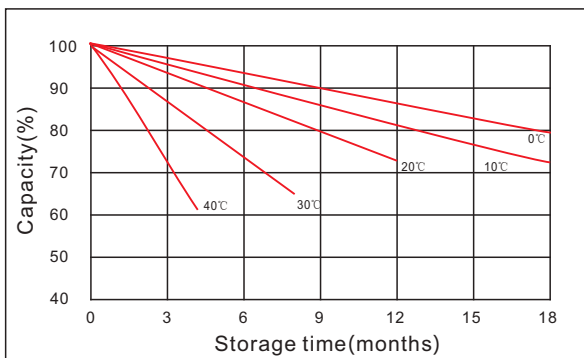
**The effect of temperature on capacity**



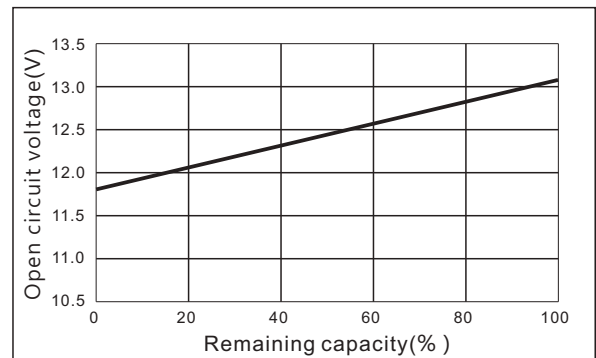
**The effect of discharge depth on cycle life**



**Curves of self-discharge**



**Curves of open circuit voltage vs. capacity**



[www.kijo.com.cn](http://www.kijo.com.cn)    [info@kijo.com.cn](mailto:info@kijo.com.cn)

**Jiangxi Jingjiu Power Science&Technology Co. Ltd.**  
Add: 1388 Fushan No.1 Street, Xiaolan Economic Development Zone, Nanchang City, Jiangxi Province, China.

+86-791-85982779    +86-791-85989842

**Jiangxi Jingjiu Power ( Jiujiang ) Co. Ltd.**  
Add: Xiwang Rd, Aicheng Industrial Park, Yongxiu Country, Jiujiang City, Jiangxi Province, China.

