

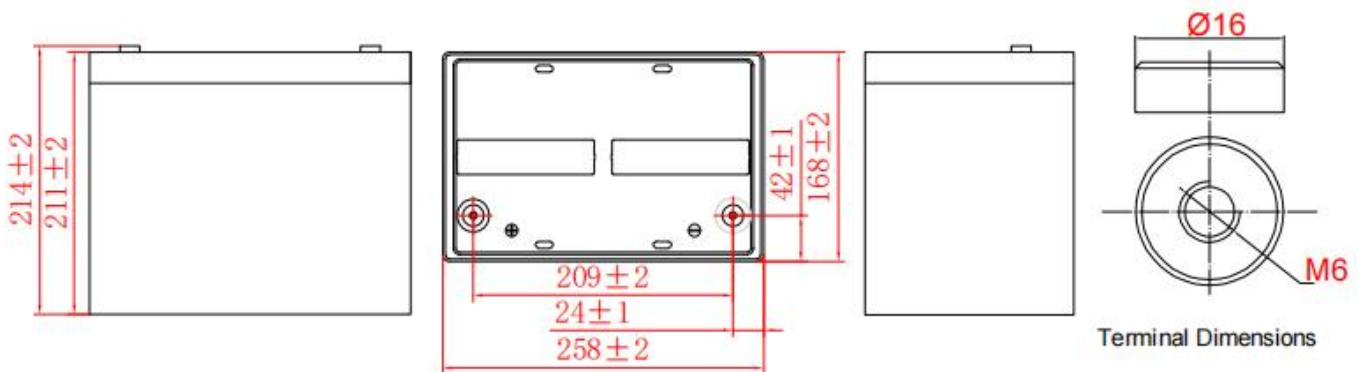
General Features

- ▶ Nanosilica colloidal electrolyte and high tin positive plate alloy design to enhance battery performance
- ▶ Relatively rich electrolyte, high temperature and low temperature performance is superior
- ▶ Long cycle life, excellent deep cycle discharge ability
- ▶ Excellent charge acceptance ability
- ▶ Precision sealing technology
- ▶ Long life



Dimension: 258(L) × 168(W) × 211(H) × 214(TH)

Unit: mm



Specification	
Nominal Voltage	12V
Nominal Capacity	85Ah
Design life	10 years
Terminal	M6
Approx. Weight	Approx. 26.0kg (57.4lbs)
Container Material	ABS
short-circuit current	2222A
Internal resistance(Full charged at 25°C:)	5.4 mΩ
Self discharge	3% of capacity declined per month at 25°C
Operating Temperature	
Discharge:	-20 ~50°C(-4~ 122°F)
Charge :	-20 ~50°C(-4~ 122°F)
Storage:	-20 ~50°C(-4~ 122°F)
Charge Method(25 °C)	
Charge current:	Max. 21.3A; Recom. 8.5A
Float charge: 13.5-13.8V	recom. 13.8V(-18mV/ °C)
Equalize charge: 13.8-14.1V	recom. 14.1V(-24mV/ °C)
Cycle charge: 14.4-15.0V	recom. 14.7V(-30mV/ °C)

Standards

Executive standard YD/T 799-2010

Applications

- ▶ UPS/EPS
- ▶ Power systems
- ▶ Telecommunications system
- ▶ Emergency lighting, Auto control system
- ▶ Solar/wind generating storage cyclic
- ▶ Other general purpose

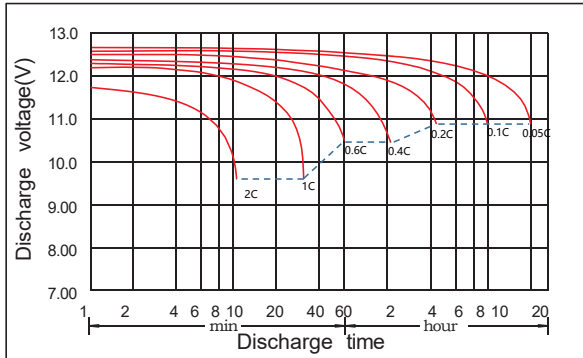
Rated Capacity

10Hour Rate (8.50A to 10.8V)	85.0Ah
3Hour Rate (23.3A to 10.2V)	69.9Ah
1Hour Rate (57.3A to 9.6V)	57.3Ah

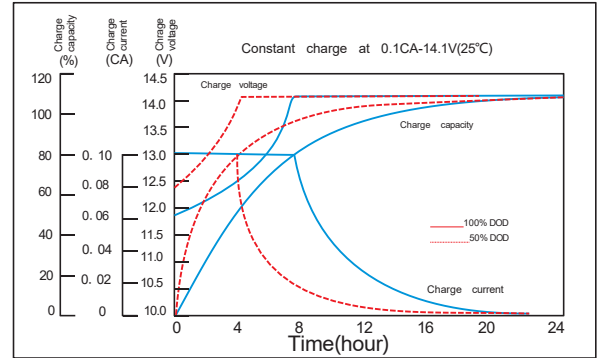
Attain Certificate



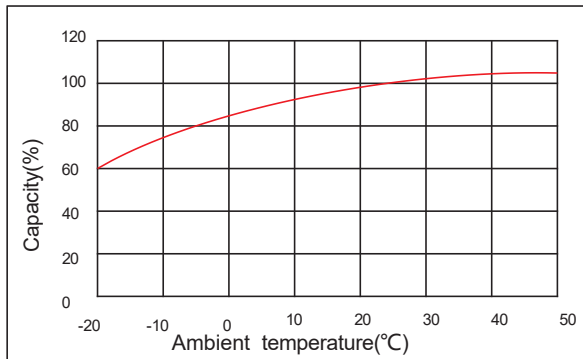
Discharge characteristic



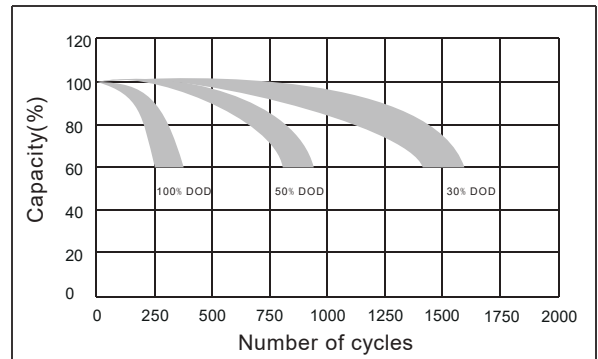
Charging characteristic



The effect of temperature on capacity



The effect of discharge depth on cycle life



Constant Current Discharge Characteristics Unit:A (25°C,77°F)

FV/Time	5min	10min	15min	30min	45min	1h	1.5h	2h	3h	4h	5h	6h	8h	10h	20h
1.60V	300	199	160	97.9	70.3	57.3	35.9	32.8	23.8	17.2	16.0	12.7	10.5	8.84	4.64
1.65V	290	198	156	96.3	69.7	56.8	35.6	32.6	23.6	17.1	15.8	12.6	10.4	8.76	4.61
1.70V	278	197	153	94.6	69.3	56.5	35.3	32.4	23.3	16.9	15.6	12.5	10.3	8.67	4.59
1.75V	256	194	148	93.7	68.3	55.7	34.9	31.9	23.0	16.8	15.5	12.4	10.2	8.59	4.57
1.80V	230	189	138	89.7	66.5	54.2	34.6	31.3	22.8	16.6	15.1	12.3	10.2	8.50	4.55
1.85V	205	175	123	81.8	61.7	50.3	33.6	29.8	21.5	16.1	14.3	11.9	9.74	8.25	4.47

Constant Power Discharge Characteristics Unit: W/cell (25°C ,77°F)

FV/Time	5min	10min	15min	30min	45min	1h	1.5h	2h	3h	4h	5h	6h	8h	10h	20h
1.60V	503	337	284	177	130	108	71.7	62.1	45.3	34.0	30.3	24.9	20.4	17.0	9.18
1.65V	483	334	278	175	128	107	70.9	61.9	44.7	33.6	30.2	24.6	20.2	16.8	9.14
1.70V	480	331	275	175	127	106	70.5	61.6	44.5	33.4	29.9	24.5	20.2	16.7	9.10
1.75V	448	331	273	174	127	106	69.6	61.3	44.2	33.0	29.8	24.2	20.0	16.5	9.05
1.80V	411	328	258	170	126	105	69.2	61.1	44.1	32.8	29.4	24.1	19.9	16.4	9.01
1.85V	368	304	231	156	117	97.3	67.5	58.4	41.9	32.0	28.1	23.5	19.1	16.0	8.93