

JH12-410WZ

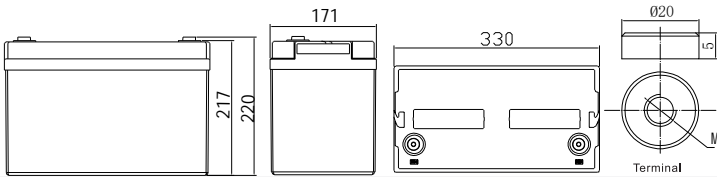


General Features

- > High corrosion resistant performance: Pb-Ca multi-alloy grid
- > High energy density and power density
- > Optimized capability of instant high-current discharging
- > Excellent charge acceptance ability
- > Excellent deep cycle discharge capability
- > Strong high and low temperature performance
- > Precision sealing technology
- > Long life



Dimension: 330(L)×171(W)×217(H)×220(TH) Unit: mm



Applications

- > UPS/EPS
- > Power systems
- > Telecommunications system
- > Emergency lighting、Auto control system
- > Solar/wind generating storage cyclic
- > Other general purpose

Specification

Nominal Voltage	12V
Nominal Capacity	110Ah(410W@15min-rate to 1.67V per cell @25°C)
Design life	10years
Terminal	M8
Approx. Weight	Approx 32.0kg (70.54lbs)
Container Material	ABS (UL94-HB, UL94-V0 Optional)
Rated Capacity	110.0Ah 10Hour Rate (11.0A to 10.8V)
	88.5Ah 3Hour Rate (29.5A to 10.2V)
	71.0Ah 1Hour Rate (71.0A to 9.6V)
Internal resistance	Full charged at 25°C: 3.50 mΩ
Max. Discharge Current	1100A(5S) Discharge: -20 ~50°C(-4~ 122°F)
Operating Temperature	Charge: -20 ~50°C(-4~ 122°F)
	Storage: -20 ~50°C(-4~ 122°F)
	Charge current: Max. 27.5A ; Recom.11.0A
Charge Method (25°C)	Float Charge:13.7-13.9V,recom.13.8V(-18mV/°C)
	Equalize charge:13.8-14.1V,recom.14.1V(-24mV/°C)
	Cycle charge:14.4-15.0V,recom.14.7V(-30mV/°C)
Self discharge	3% of capacity declined per month at 25°C

Constant Current Discharge Characteristics Unit: A (25°C, 77°F)

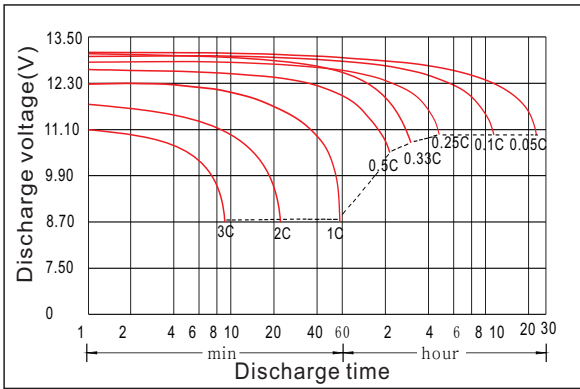
FV/Time	5min	10min	15min	30min	45min	1h	1.5h	2h	3h	4h	5h	6h	8h	10h	20h
1.60V	463	322	235	113	88.2	71.0	51.3	41.7	30.3	22.2	20.3	16.7	13.3	11.4	6.09
1.67V	444	311	228	111	87.4	68.3	49.3	41.5	30.0	22.0	20.1	16.6	13.2	11.3	6.05
1.70V	431	305	223	109	86.6	67.1	48.3	41.2	29.5	21.8	19.9	16.4	13.1	11.2	6.02
1.75V	396	295	216	108	85.8	66.4	47.3	40.5	29.2	21.6	19.7	16.3	13.0	11.1	6.00
1.80V	355	274	201	103	85.1	63.0	45.0	39.8	29.0	21.5	19.2	16.1	12.9	11.0	5.97
1.85V	324	245	177	94.0	82.7	57.3	41.4	37.8	27.3	20.9	18.2	15.7	12.4	10.7	5.86

Constant Power Discharge Characteristics Unit: W/cell (25°C, 77°F)

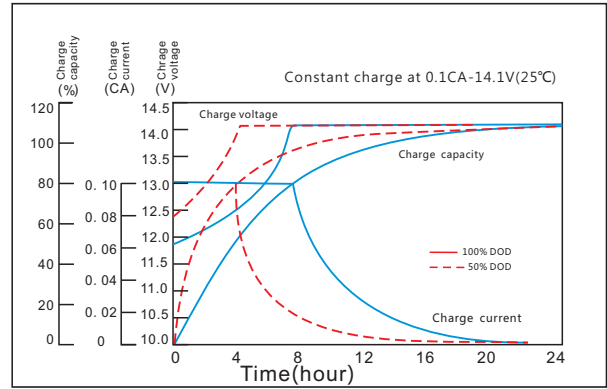
FV/Time	5min	10min	15min	30min	45min	1h	1.5h	2h	3h	4h	5h	6h	8h	10h	20h
1.60V	751	564	418	205	173	134	96.9	81.8	59.7	43.7	40.0	32.9	26.9	22.4	12.1
1.67V	723	553	410	203	172	129	94.0	81.6	58.9	43.3	39.7	32.6	26.7	22.2	12.0
1.70V	719	549	406	202	170	128	92.8	81.2	58.6	42.9	39.4	32.3	26.6	22.0	12.0
1.75V	670	545	402	201	168	128	92.3	80.8	58.3	42.3	39.2	31.8	26.3	21.7	11.9
1.80V	616	514	381	197	166	126	91.4	80.6	58.1	41.9	38.7	31.5	26.1	21.5	11.9
1.85V	569	466	337	183	164	117	84.9	76.9	55.2	41.3	37.0	31.1	25.2	21.2	11.8

JH12-410WZ

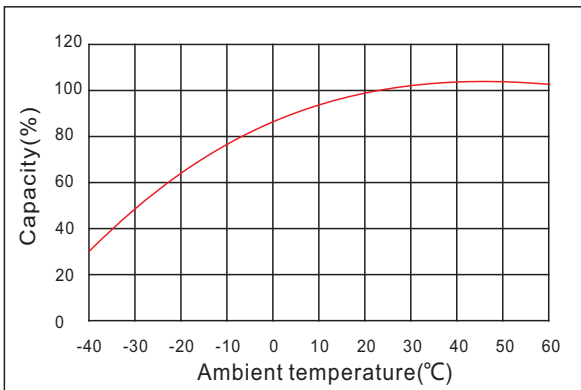
Discharge characteristic



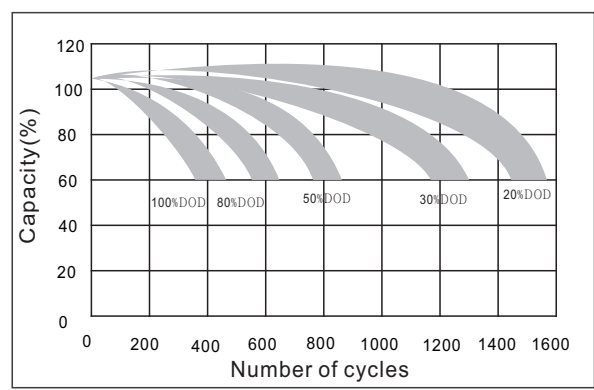
Charging characteristic



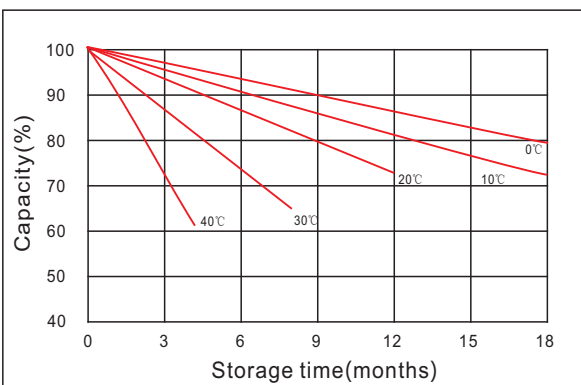
The effect of temperature on capacity



The effect of discharge depth on cycle life



Curves of self-discharge



Curves of open circuit voltage vs. capacity

