



JH Series High-Rate Battery JH12-440W

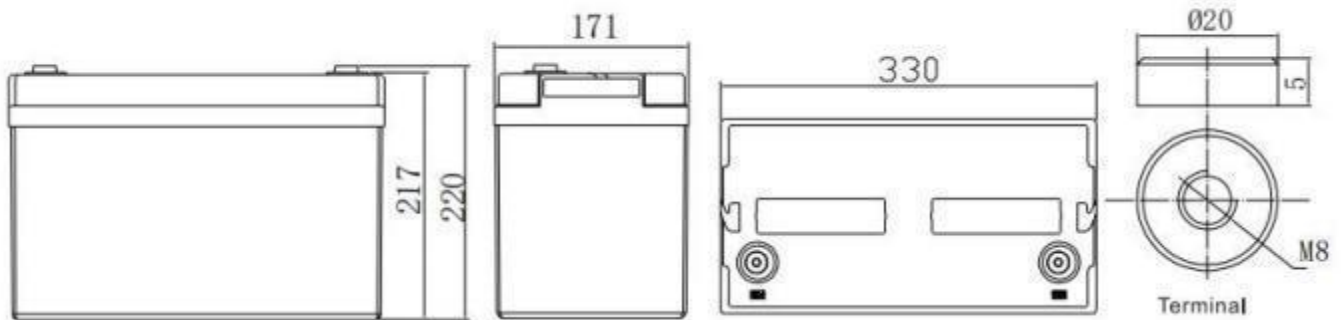
General Features

- ▶ High corrosion resistant performance: Pb-Ca multi-alloy grid
- ▶ High energy density and power density
- ▶ Optimized capability of instant high-current discharging
- ▶ Excellent charge acceptance ability
- ▶ Excellent deep cycle discharge capability
- ▶ Strong high and low temperature performance
- ▶ Precision sealing technology
- ▶ Long life



Dimension: 330(L) × 171(W) × 217(H) × 220(TH)/(±2mm)

Unit: mm



Specification	
Nominal Voltage	12V
Nominal Capacity	4.40W@ 1.5 min- rate to 1.67V percell@ 25 °C)
Design life	10 years
Terminal	M8/M6
Approx. Weight	Approx 32.5 ± 3%kg (71.7 ± 3%lbs)
Container Material	ABS(UL94-HB, UL94-V0 Optional)
short-circuit current	4000A
Internal resistance(Full charged at 25°C:)	4.0 mΩ
Self discharge	3% of capacity declined per month at 25°C
Operating Temperature	
Discharge:	-20 ~50°C(-4~ 122°F)
Charge :	-20 ~50°C(-4~ 122°F)
Storage:	-20 ~50°C(-4~ 122°F)
Charge Method(25 °C)	
Charge current:	Max. 27.5A;Recom.11.0A
Float charge:13.5-13.8V	recom.13.8V(-18mV/ °C)
Equalize charge:13.8-14.1V	recom.14.1V(-24mV/ °C)
Cycle charge:14.4-15.0V	recom.14.7V(-30mV/ °C)

Standards

Executive standard: IEC 60896-21/22, GB/T 19638.1-2014, YD/T 2343-2011

Applications

- ▶ UPS/EPS
- ▶ Power systems
- ▶ Telecommunications system
- ▶ Emergency lighting, Auto control system
- ▶ Solar/wind generating storage cyclic
- ▶ Other general purpose

Rated Capacity

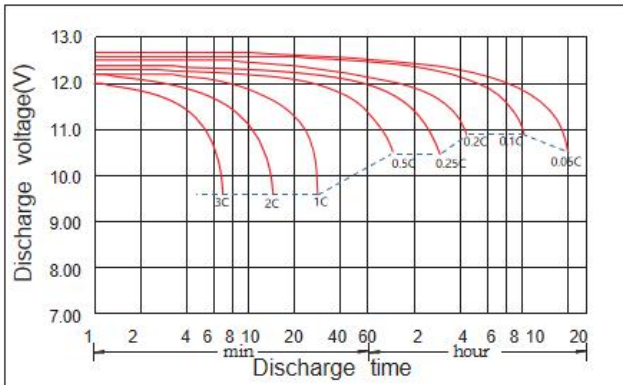
20Hour Rate (5.50A to 10.5V)	110Ah
3Hour Rate (28.7A to 10.2V)	86.1Ah
1Hour Rate (72.2A to 9.6V)	72.2Ah

Attain Certificate

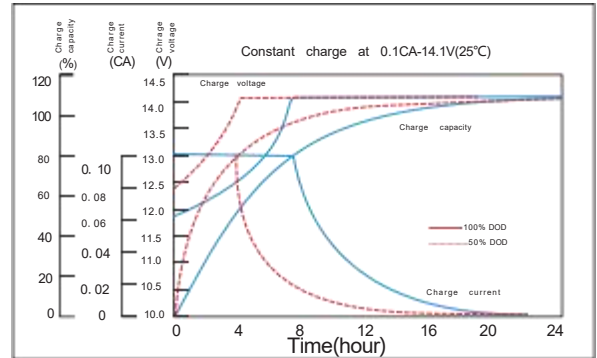


Disclaimer: Manufacturers have the right to self-modify the parameters of the product updates, please keep in touch with manufacturers to obtain the latest information.

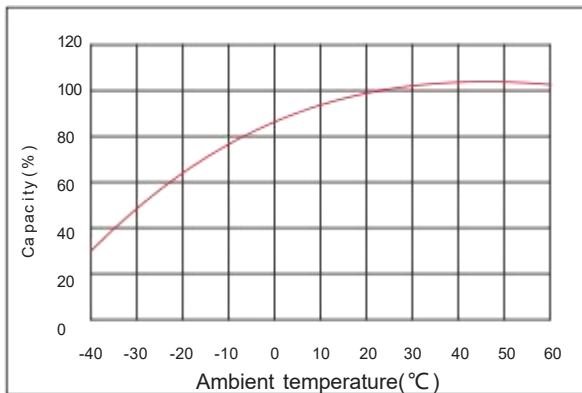
Discharge characteristic



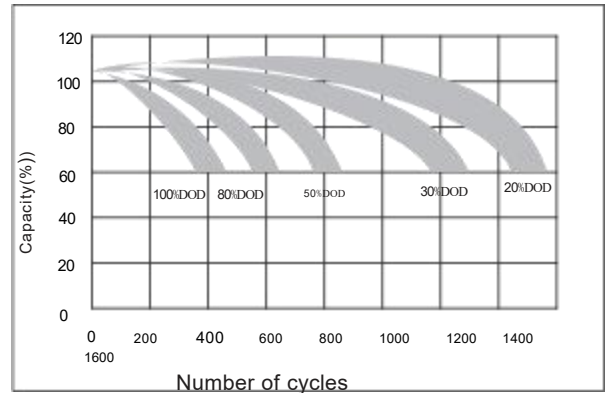
Charging characteristic



The effect of temperature on capacity



The effect of discharge depth on cycle life



Constant Current Discharge Characteristics Unit:A (25°C,77°F)

FV/Time	5min	10min	15min	30min	45min	1h	1.5h	2h	3h	4h	5h	6h	8h	10h	20h
1.60V	363.3	282.6	219.3	129.0	91.7	72.2	51.8	40.9	29.4	23.3	19.4	16.6	13.1	11.1	5.81
1.67V	326.6	261.2	204.5	126.1	89.9	71.5	51.2	40.1	29.0	22.8	19.1	16.3	12.9	10.9	5.71
1.70V	313.4	246.0	197.4	123.1	89.0	70.0	51.0	39.9	28.7	22.5	18.8	16.1	12.7	10.8	5.65
1.75V	289.3	230.5	186.7	117.9	85.1	66.9	48.8	38.5	27.8	21.9	18.3	15.9	12.5	10.6	5.50
1.80V	265.0	215.2	176.6	112.8	81.9	64.8	47.0	37.1	27.0	21.2	17.9	15.3	12.3	10.4	5.42
1.85V	227.4	182.3	151.9	99.9	72.3	58.2	42.8	34.0	24.9	19.7	16.7	14.4	11.6	9.93	5.27

Constant Power Discharge Characteristics Unit: W/cell (25°C,77°F)

FV/Time	5min	10min	15min	30min	45min	1h	1.5h	2h	3h	4h	5h	6h	8h	10h	20h
1.60V	680.2	551.1	454.1	264.3	191.4	153.1	110.6	87.5	63.4	50.4	42.2	36.1	28.8	24.6	12.91
1.67V	623.4	518.6	440.0	262.4	189.9	152.9	110.1	86.5	62.9	49.7	41.7	35.7	28.6	24.2	12.70
1.70V	596.6	497.8	425.5	257.4	188.8	150.2	109.9	86.2	62.3	49.0	41.2	35.4	28.1	24.1	12.59
1.75V	552.9	469.5	399.7	249.0	181.9	144.4	105.9	83.5	60.7	47.9	40.3	35.0	27.7	23.5	12.45
1.80V	509.9	441.7	381.1	240.8	176.5	140.8	102.4	80.9	59.1	46.6	39.4	33.8	27.3	23.2	12.33
1.85V	444.8	379.2	328.7	215.3	157.0	127.1	93.9	74.5	54.8	43.5	36.9	31.9	25.8	22.16	11.77