

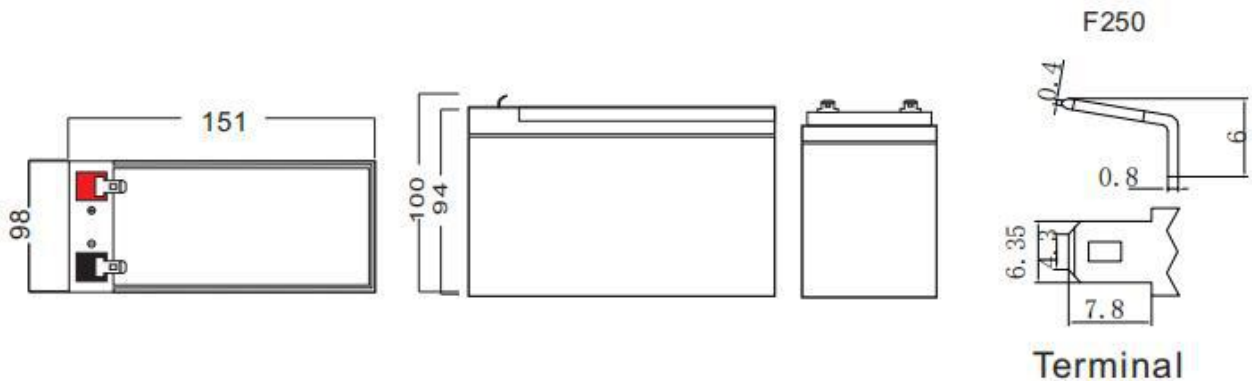
General Features

- ▶ High corrosion resistant performance: Pb-Ca multi-alloy grid
- ▶ High energy density and power density
- ▶ Optimized capability of instant high-current discharging
- ▶ Excellent charge acceptance ability
- ▶ Excellent deep cycle discharge capability
- ▶ Strong high and low temperature performance
- ▶ Precision sealing technology
- ▶ Long life



Dimension: 151(L) × 98(W) × 94(H) × 100(TH)

Unit: mm



Specification	
Nominal Voltage	12V
Nominal Capacity	14Ah(51W@15min-rate to 1.67V percell@25°C)
Design life	5 years
Terminal	F1/F2
Approx. Weight	Approx 3.70kg (8.16lbs)
Container Material	ABS(UL94-HB, UL94-V0 Optional)
short-circuit current	666A
Internal resistance(Full charged at 25°C:)	18.0 mΩ
Self discharge	3% of capacity declined per month at 25°C
Operating Temperature	
Discharge:	-20 ~50°C(-4~ 122°F)
Charge :	-20 ~50°C(-4~ 122°F)
Storage:	-20 ~50°C(-4~ 122°F)
Charge Method(25 °C)	
Charge current:	Max. 3.5A;Recom.1.5A
Float charge:13.5-13.8V	recom.13.8V(-18mV/ °C)
Equalize charge:13.8-14.1V	recom.14.1V(-24mV/ °C)
Cycle charge:14.4-15.0V	recom.14.7V(-30mV/ °C)

Standards

Executive standard YD/T 3427-2018

Applications

- ▶ UPS/EPS
- ▶ Power systems
- ▶ Telecommunications system
- ▶ Emergency lighting, Auto control system
- ▶ Solar/wind generating storage cyclic
- ▶ Other general purpose

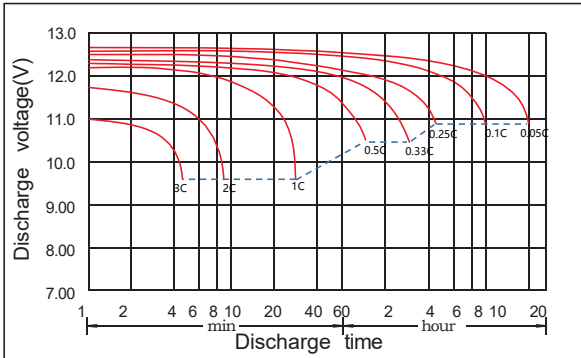
Rated Capacity

20Hour Rate (0.700A to 10.5V)	14.0Ah
3Hour Rate (3.68A to 10.2V)	11.0Ah
1Hour Rate (8.20A to 9.6V)	8.20Ah

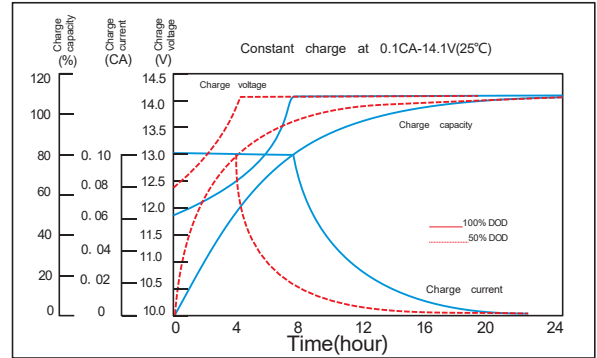
Attain Certificate



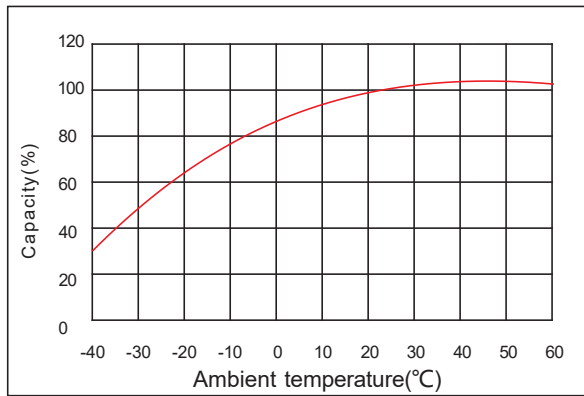
Discharge characteristic



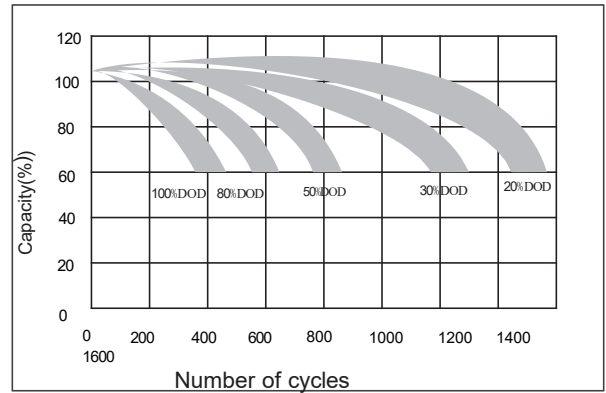
Charging characteristic



The effect of temperature on capacity



The effect of discharge depth on cycle life



Constant Current Discharge Characteristics Unit:A (25°C,77°F)

FV/Time	5min	10min	15min	30min	45min	1h	1.5h	2h	3h	4h	5h	6h	8h	10h	20h
1.60V	62.1	45.3	30.9	18.0	10.0	8.20	6.60	5.29	3.86	3.09	2.63	2.04	1.74	1.39	0.742
1.67V	54.5	40.0	29.8	17.4	9.86	8.10	6.30	5.08	3.75	3.00	2.58	2.01	1.71	1.37	0.728
1.70V	50.9	37.6	28.9	17.0	9.65	7.90	6.20	4.98	3.68	2.84	2.55	1.97	1.68	1.34	0.714
1.75V	45.5	34.1	27.8	16.4	9.50	7.80	6.10	4.86	3.63	2.80	2.44	1.94	1.64	1.32	0.700
1.80V	40.5	30.8	27.0	15.8	9.29	7.60	6.00	4.73	3.43	2.74	2.34	1.89	1.60	1.29	0.672
1.85V	35.7	27.7	25.5	15.2	8.98	7.30	5.80	4.57	3.32	2.65	2.26	1.83	1.55	1.25	0.650

Constant Power Discharge Characteristics Unit: W/cell (25°C ,77°F)

FV/Time	5min	10min	15min	30min	45min	1h	1.5h	2h	3h	4h	5h	6h	8h	10h	20h
1.60V	99.4	72.5	52.5	33.6	19.4	15.4	12.2	9.92	7.30	5.86	4.97	3.95	3.28	2.69	1.47
1.67V	91.0	66.8	51.0	32.6	18.9	15.0	11.9	9.54	7.09	5.67	4.88	3.86	3.23	2.63	1.43
1.70V	86.5	64.0	50.0	32.1	18.8	14.9	11.8	9.36	6.98	5.39	4.74	3.83	3.19	2.61	1.42
1.75V	79.6	59.7	48.6	31.3	18.4	14.8	11.7	9.15	6.88	5.32	4.64	3.74	3.06	2.55	1.39
1.80V	72.8	55.4	47.2	30.2	18.0	14.6	11.6	9.08	6.70	5.27	4.53	3.67	2.96	2.50	1.38
1.85V	66.0	51.2	45.6	29.4	17.4	14.3	11.3	8.78	6.48	5.09	4.38	3.54	2.86	2.42	1.33