

JH12-530W



Applications

- > UPS/EPS
- > Power systems
- > Telecommunications system
- > Emergency lighting, Auto control system
- > Solar/wind generating storage cyclic
- > Other general purpose

Specification

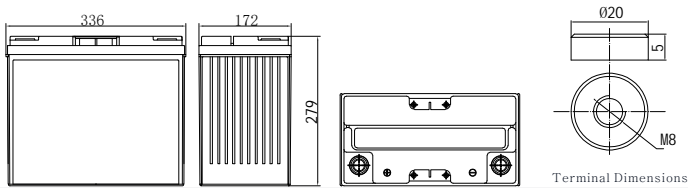
Nominal Voltage	12V	
Nominal Capacity	145Ah(530W@15min-rate to 1.67V per cell @25°C)	
Design life	10 years	
Terminal	M8	
Approx. Weight	Approx44.0kg (97.0lbs)	
Container Material	ABS(UL94-HB, UL94-V0 Optional)	
Rated Capacity	145.0Ah	10Hour Rate (14.5A to 10.8V)
	110.7Ah	3Hour Rate (36.9A to 10.2V)
	104.0Ah	1Hour Rate (104A to 9.6V)
Internal resistance	Full charged at 25°C:	3.80 mΩ
Max. Discharge Current	1450A(5S)	
Operating Temperature	Discharge:	-20 ~50°C(-4 ~ 122°F)
	Charge:	-20 ~50°C(-4 ~ 122°F)
	Storage:	-20 ~50°C(-4 ~ 122°F)
Charge Method (25°C)	Charge current:	Max. 36.25A ;Recom.14.5A
	Float Charge:	13.7-13.9V, recom.13.8V(-18mV/°C)
	Equalize charge:	13.8-14.1V, recom.14.1V(-24mV/°C)
	Cycle charge:	14.4-15.0V, recom.14.7V(-30mV/°C)
Self discharge	3% of capacity declined per month at 25°C	

General Features

- > High corrosion resistant performance: Pb-Ca multi-alloy grid
- > High energy density and power density
- > Optimized capability of instant high-current discharging
- > Excellent charge acceptance ability
- > Excellent deep cycle discharge capability
- > Strong high and low temperature performance
- > Precision sealing technology
- > Long life



Dimension:336(L)×172(W)×279(H)×279(TH) Unit: mm



Constant Current Discharge Characteristics Unit: A (25°C, 77°F)

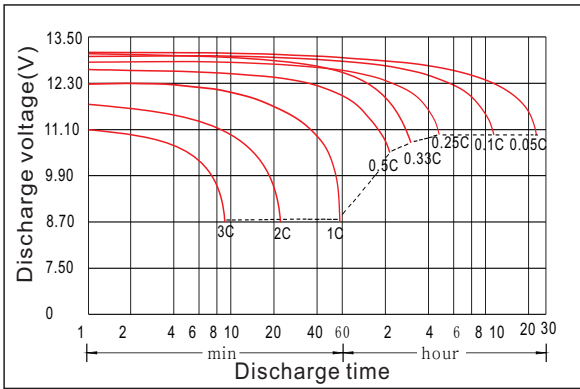
FV/Time	5min	10min	15min	30min	45min	1h	1.5h	2h	3h	4h	5h	6h	8h	10h	20h
1.60V	450	352	304	170	116.2	104	75.1	49.6	37.6	29.3	25.5	22.0	16.9	15.0	7.89
1.67V	432	340	294	167	115.2	100	72.2	49.2	37.2	29.0	25.3	21.8	16.8	14.9	7.82
1.70V	419	333	288	164	114.2	98.0	70.8	48.7	36.9	28.8	25.1	21.7	16.6	14.8	7.75
1.75V	385	322	279	162	113.2	97.0	69.3	48.3	36.6	28.5	24.9	21.5	16.5	14.6	7.68
1.80V	345	300	260	155	112.1	92.0	65.9	47.8	36.2	28.3	24.6	21.3	16.3	14.5	7.61
1.85V	315	268	229	142	109.1	84.0	60.6	46.5	35.3	27.5	24.0	20.7	15.9	14.1	7.40

Constant Power Discharge Characteristics Unit: W/cell (25°C, 77°F)

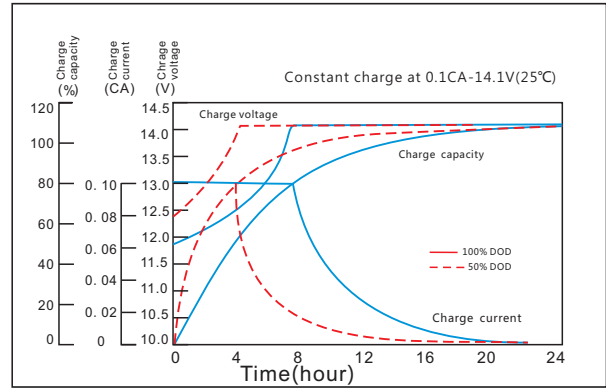
FV/Time	5min	10min	15min	30min	45min	1h	1.5h	2h	3h	4h	5h	6h	8h	10h	20h
1.60V	731	617	540	308	228	196	142	97.3	74.0	57.6	50.3	43.3	34.2	29.5	15.7
1.67V	703	605	530	305	226	189	138	96.7	73.4	57.1	50.0	42.9	33.9	29.3	15.5
1.70V	700	600	525	304	224	188	136	96.0	73.3	56.5	49.7	42.5	33.7	29.0	15.5
1.75V	652	596	519	303	221	187	135	95.7	72.9	55.8	49.5	42.0	33.3	28.6	15.2
1.80V	599	562	492	296	219	185	134	95.6	72.2	55.3	49.2	41.6	33.0	28.3	15.2
1.85V	554	509	435	275	216	172	124	94.4	71.3	54.5	48.7	41.0	32.2	27.9	14.9

JH12-530W

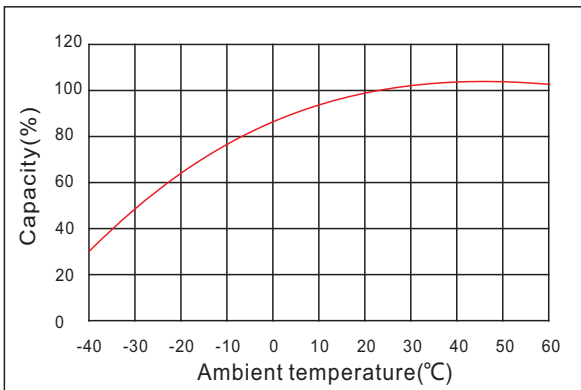
Discharge characteristic



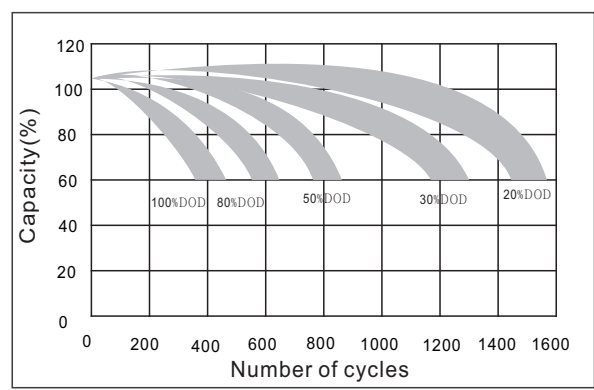
Charging characteristic



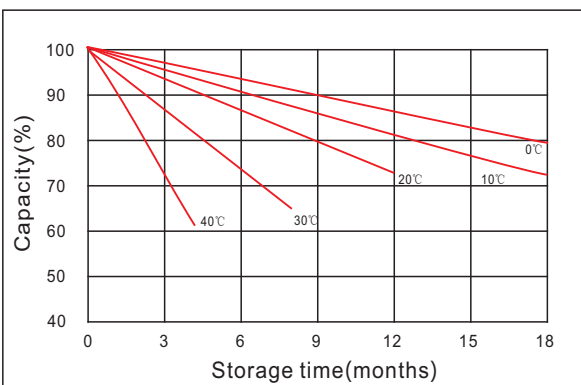
The effect of temperature on capacity



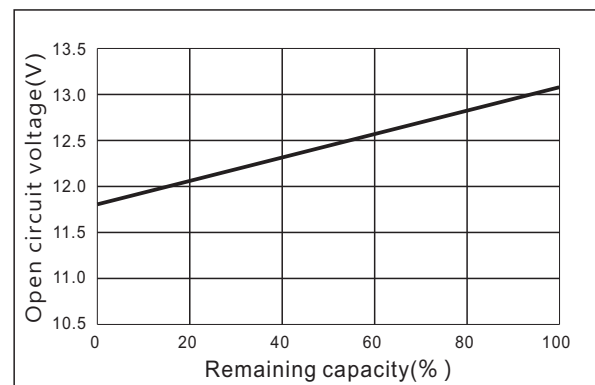
The effect of discharge depth on cycle life



Curves of self-discharge



Curves of open circuit voltage vs. capacity



www.kiju.com.cn info@kiju.com.cn

Jiangxi Jingjiu Power Science&Technology Co. Ltd.
Add: 1388 Fushan No.1 Street, Xiaolan Economic Development Zone, Nanchang City, Jiangxi Province, China.

+86-791-85982779 +86-791-85989842

Jiangxi Jingjiu Power (Jiujiang) Co. Ltd.
Add: Xiwang Rd, Aicheng Industrial Park, Yongxiu Country, Jiujiang City, Jiangxi Province, China.

