



JH Series High-Rate battery JH12-88WL

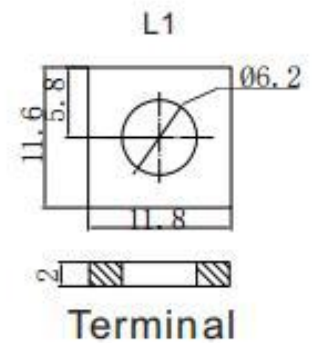
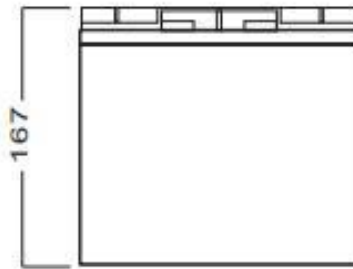
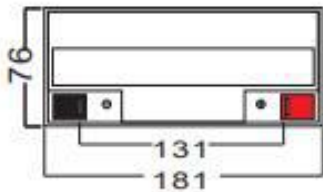
General Features

- ▶ High corrosion resistant performance: Pb-Ca multi-alloy grid
- ▶ High energy density and power density
- ▶ Optimized capability of instant high-current discharging
- ▶ Excellent charge acceptance ability
- ▶ Excellent deep cycle discharge capability
- ▶ Strong high and low temperature performance
- ▶ Precision sealing technology
- ▶ Long life



Dimension: 181(L) × 76(W) × 167(H) × 167(TH)

Unit: mm



Specification	
Nominal Voltage	12V
Nominal Capacity	22Ah(88W@15min-rate to 1.67V percell@25°C)
Design life	5 years
Terminal	L1
Approx. Weight	Approx 5.8kg (12.8lbs)
Container Material	ABS(UL94-HB, UL94-V0 Optional)
short-circuit current	882A
Internal resistance(Full charged at 25°C:)	13.6 mΩ
Self discharge	3% of capacity declined per month at 25°C
Operating Temperature	
Discharge:	-20 ~50°C(-4~ 122°F)
Charge :	-20 ~50°C(-4~ 122°F)
Storage:	-20 ~50°C(-4~ 122°F)
Charge Method(25 °C)	
Charge current:	Max. 5.5A;Recom.2.2A
Float charge:13.5-13.8V	recom.13.8V(-18mV/ °C)
Equalize charge:13.8-14.1V	recom.14.1V(-24mV/ °C)
Cycle charge:14.4-15.0V	recom.14.7V(-30mV/ °C)

Standards

Executive standard YD/T 3427-2018

Applications

- ▶ UPS/EPS
- ▶ Power systems
- ▶ Telecommunications system
- ▶ Emergency lighting, Auto control system
- ▶ Solar/wind generating storage cyclic
- ▶ Other general purpose

Rated Capacity

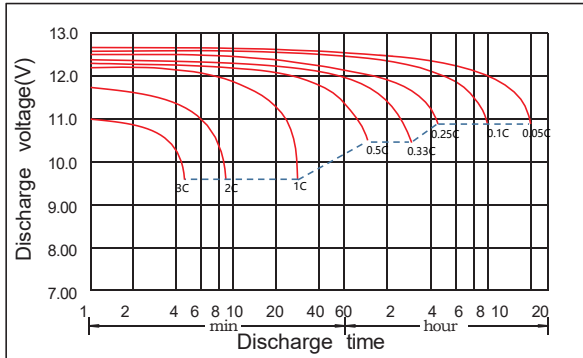
20Hour Rate (1.10A to 10.5V)	22.0Ah
3Hour Rate (5.85A to 10.2V)	17.6Ah
1Hour Rate (16.0A to 9.6V)	16.0Ah

Attain Certificate

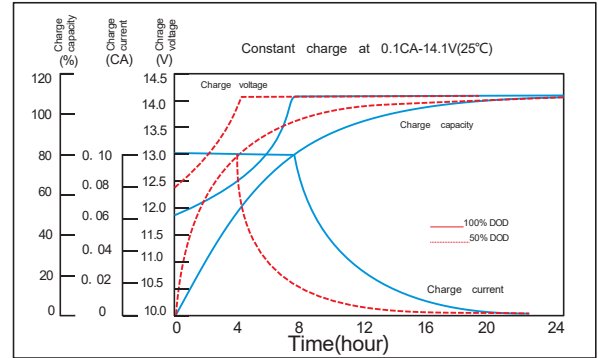


Disclaimer: Manufacturers have the right to self-modify the parameters of the product updates, please keep in touch with manufacturers to obtain the latest information.

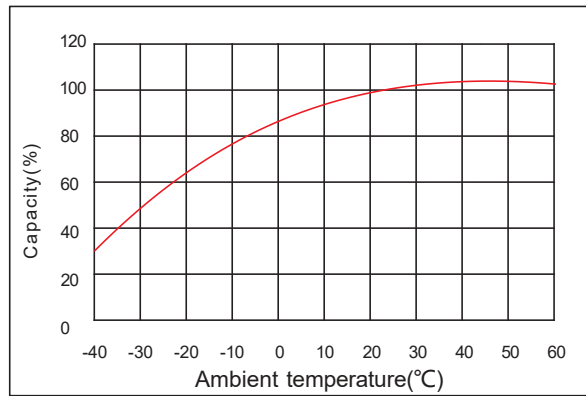
Discharge characteristic



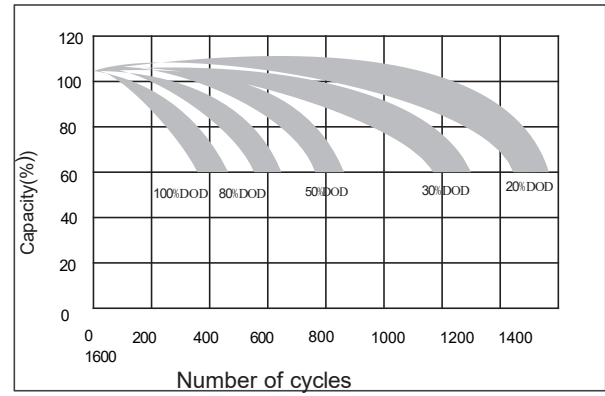
Charging characteristic



The effect of temperature on capacity



The effect of discharge depth on cycle life



Constant Current Discharge Characteristics Unit:A (25°C,77°F)

FV/Time	5min	10min	15min	30min	45min	1h	1.5h	2h	3h	4h	5h	6h	8h	10h	20h
1.60V	87.0	71.0	51.0	28.5	17.0	16.0	11.4	8.40	6.13	4.91	4.18	3.23	2.76	2.20	1.18
1.67V	76.4	62.7	47.7	27.1	16.9	15.3	10.9	8.07	5.96	4.76	4.09	3.20	2.71	2.18	1.15
1.70V	71.3	59.0	46.2	26.4	16.5	14.9	10.7	7.91	5.85	4.51	4.04	3.12	2.67	2.13	1.13
1.75V	63.8	53.5	43.6	25.3	16.2	14.4	10.3	7.71	5.76	4.44	3.87	3.07	2.60	2.09	1.10
1.80V	56.7	48.3	41.4	24.2	15.8	13.9	10.0	7.51	5.44	4.35	3.71	2.99	2.54	2.04	1.07
1.85V	50.0	43.3	35.5	21.4	15.3	12.6	9.12	7.26	5.26	4.21	3.59	2.89	2.46	1.97	1.03

Constant Power Discharge Characteristics Unit: W/cell (25°C ,77°F)

FV/Time	5min	10min	15min	30min	45min	1h	1.5h	2h	3h	4h	5h	6h	8h	10h	20h
1.60V	139	114	93.1	52.8	32.9	30.0	21.5	15.8	11.6	9.30	7.89	6.25	5.20	4.26	2.33
1.67V	128	105	88.0	50.8	32.3	28.9	20.8	15.2	11.2	9.00	7.74	6.13	5.12	4.18	2.27
1.70V	121	100	86.2	49.6	32.1	28.4	20.4	14.8	11.1	8.55	7.51	6.09	5.07	4.15	2.25
1.75V	112	93.6	82.1	48.0	31.3	27.6	19.9	14.5	10.9	8.44	7.37	5.94	4.86	4.05	2.20
1.80V	102	86.9	78.5	46.5	30.7	26.8	19.4	14.4	10.6	8.37	7.18	5.82	4.70	3.97	2.19
1.85V	92.4	80.2	68.2	41.3	29.7	24.4	17.8	13.9	10.3	8.09	6.94	5.63	4.54	3.84	2.12