

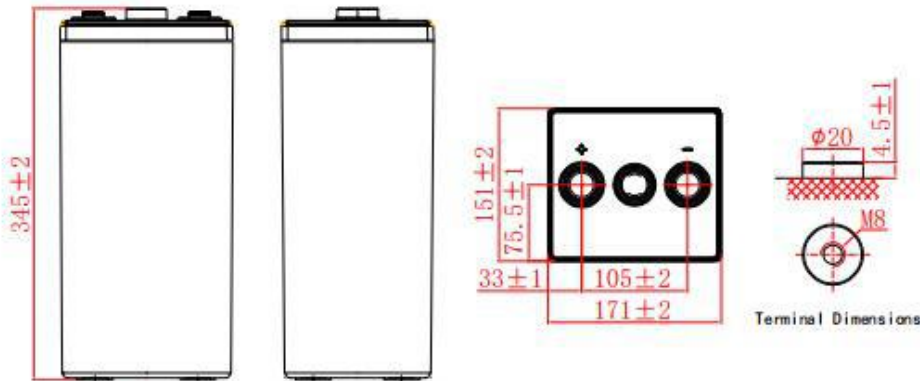
## General Features

- ▶ High corrosion resistant performance: Pb-Ca multi-alloy grid
- ▶ Excellent charge acceptance ability
- ▶ Excellent deep cycle discharge capability
- ▶ Strong high and low temperature performance
- ▶ Precision sealing technology
- ▶ Long life



**Dimension: 171(L) × 151(W) × 345(TH)**

**Unit: mm**



Specification	
Nominal Voltage	2V
Nominal Capacity	300Ah
Design life	15 years
Terminal	M8
Approx. Weight	Approx 17.7kg (39.0lbs)
Container Material	ABS
short-circuit current	2666A
Internal resistance(Full charged at 25°C: )	0.75 mΩ
Self discharge	3% of capacity declined per month at 25°C
Operating Temperature	
Discharge:	-20 ~50°C(-4~ 122°F)
Charge :	-20 ~50°C(-4~ 122°F)
Storage:	-20 ~50°C(-4~ 122°F)
Charge Method(25 °C)	
Charge current:	Max. 60.0A; Recom.30.0A
Float charge:2.23-2.27V	recom.2.25V(-3mV/ °C)
Equalize charge:2.30-2.35V	recom.2.35V(-4mV/ °C)
Cycle charge:2.40-2.50V	recom.2.40V(-5mV/ °C)

## Standards

Executive standard YD/T 799-2010


## Applications

- ▶ UPS/EPS
- ▶ Power systems
- ▶ Telecommunications system
- ▶ Auto control system
- ▶ Solar/wind generating storage cyclic
- ▶ Other general purpose

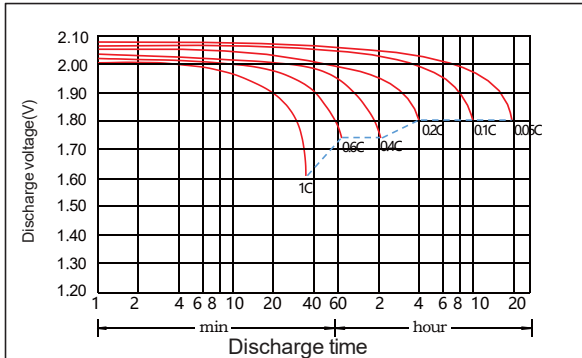
## Rated Capacity

10Hour Rate (30.0A to 1.80V)	300.0Ah
3Hour Rate (75.0A to 1.80V)	225.0Ah
1Hour Rate (165A to 1.75V)	165.0Ah

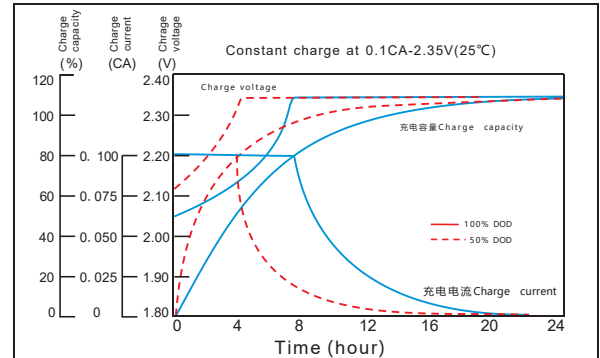
## Attain Certificate



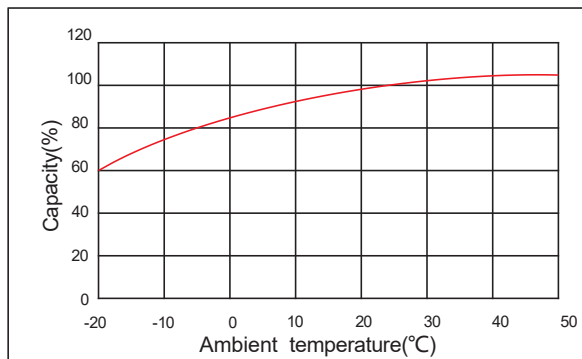
## Discharge characteristic



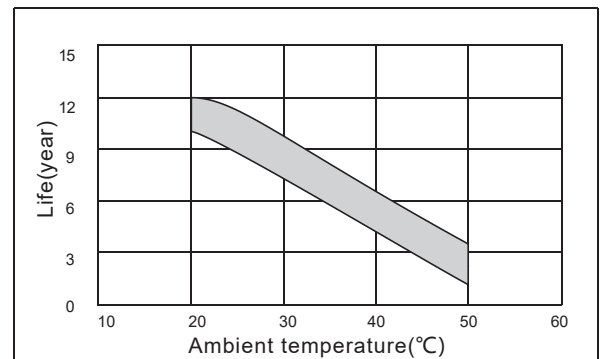
## Charging characteristic



## The effect of temperature on capacity



## The effect of temperature on float life



### Constant Current Discharge Characteristics Unit:A (25°C,77°F)

FV/Time	5min	10min	15min	30min	45min	1h	1.5h	2h	3h	4h	5h	6h	8h	10h	20h
1.60V	530	450	375	245	209	173	133	118	84.4	63.4	58.2	46.9	39.5	32.5	16.7
1.65V	489	417	350	230	200	170	131	115	82.2	62.8	56.8	46.4	38.9	32.2	16.5
1.70V	452	386	324	216	191	167	129	111	79.9	61.8	56.3	45.7	38.3	31.7	16.3
1.75V	403	347	297	201	183	165	127	107	77.4	60.8	54.7	45.0	37.9	31.2	16.0
1.80V	346	307	277	188	175	161	123	101	75.0	58.5	53.4	43.3	37.1	30.0	15.4
1.85V	303	269	243	167	156	145	121	94.2	71.2	57.9	51.6	42.8	36.1	29.7	15.0

### Constant Power Discharge Characteristics Unit: W/cell (25°C ,77°F )

FV/Time	5min	10min	15min	30min	45min	1h	1.5h	2h	3h	4h	5h	6h	8h	10h	20h
1.60V	890	762	661	448	386	325	250	221	159	121	111	89.6	75.8	63.1	32.7
1.65V	813	704	624	421	370	320	246	216	155	119	109	88.6	74.7	62.5	32.3
1.70V	778	651	582	395	354	313	243	209	150	117	107	87.3	73.5	61.6	31.9
1.75V	702	589	543	368	339	310	238	202	146	115	104	86.0	72.8	60.5	31.5
1.80V	621	531	512	346	324	303	231	190	141	112	101	82.7	71.2	58.3	30.4
1.85V	543	470	454	310	292	275	228	177	134	109	98.0	81.7	69.3	57.9	30.1