

JLG12-210



JLG Series Pure GEL battery

Applications

- > Solar / wind energy and other new energy storage
- > UPS/EPS
- > Power systems
- > Telecommunications system
- > Emergency lighting、Auto control system
- > Other general purpose

Specification

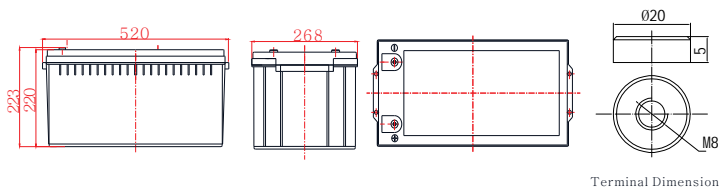
Nominal Voltage	12V
Nominal Capacity	210Ah
Design life	10 years
Terminal	M8
Approx. Weight	Approx 66.5kg (146.61lbs)
Container Material	ABS
Rated Capacity	210Ah 20Hour Rate (10.5A to 10.5V)
	165Ah 3Hour Rate (55.0A to 10.2V)
	116Ah 1Hour Rate (116A to 9.6V)
Internal resistance	Full charged at 25°C: 5.0 mΩ
Max. Discharge Current	2520A(5S)
Operating Temperature	Discharge: -40 ~60°C(-40~ 140°F)
	Charge: -20 ~50°C(-4~ 122°F)
	Storage: -20 ~50°C(-4~ 122°F)
Charge current:	Max. 52.5A ; Recom.21.0A
Charge Method (25 °C)	Float Charge:13.5-13.8V,recom.13.5V(-18mV/ °C)
	Equalize charge:13.8-14.1V,recom.14.1V(-24mV/ °C)
	Cycle charge:14.4-15.0V,recom.14.4V(-30mV/ °C)
Self discharge	3% of capacity declined per month at 25°C

General Features

- > Nanosilica colloidal electrolyte and high tin positive plate alloy design to enhance battery performance
- > Relatively rich electrolyte, high temperature and low temperature performance is superior
- > Long cycle life, excellent deep cycle discharge ability
- > Excellent charge acceptance ability
- > Precision sealing technology
- > Long life



Dimension:520(L)×268(W)×220(H)×223(TH) Unit: mm



Terminal Dimensions

Constant Current Discharge Characteristics Unit: A (25°C, 77°F)

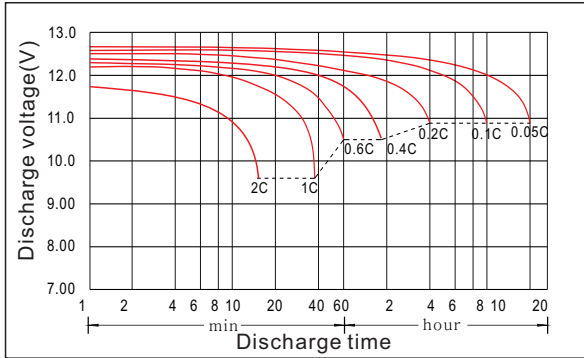
FV/Time	5min	10min	15min	30min	45min	1h	1.5h	2h	3h	4h	5h	6h	8h	10h	20h
1.60V	608	404	326	180	142	116	84.6	66.3	56.3	40.6	37.8	30.0	24.7	20.8	10.7
1.65V	586	400	316	177	141	115	83.8	65.9	55.9	40.2	37.6	29.7	24.4	20.6	10.6
1.70V	563	397	308	173	140	114	83.0	65.4	55.0	39.8	37.1	29.4	24.2	20.4	10.5
1.75V	516	390	297	172	137	112	82.1	64.4	54.3	39.4	36.7	29.1	24.1	20.2	10.5
1.80V	461	379	278	164	134	109	81.3	63.3	54.1	39.0	35.8	28.8	24.0	20.0	10.5
1.85V	412	351	247	150	124	101	78.9	60.0	51.0	37.8	34.0	28.0	22.9	19.4	10.3

Constant Power Discharge Characteristics Unit: W/cell (25°C, 77°F)

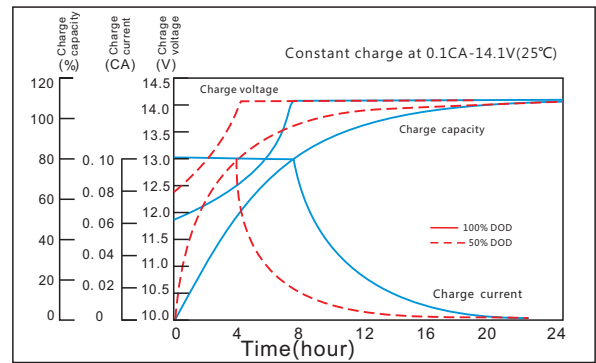
FV/Time	5min	10min	15min	30min	45min	1h	1.5h	2h	3h	4h	5h	6h	8h	10h	20h
1.60V	1019	683	574	325	263	219	169	125	107	80.0	71.8	58.7	48.0	40.0	21.1
1.65V	978	677	565	322	260	217	167	125	106	79.2	71.3	58.1	47.6	39.6	21.0
1.70V	972	671	557	322	258	215	165	125	105	78.2	70.9	57.3	47.3	39.1	20.9
1.75V	909	668	556	320	257	214	164	124	105	77.8	70.4	57.1	47.1	38.9	20.8
1.80V	834	661	524	312	254	212	162	123	104	76.8	69.5	56.3	46.7	38.4	20.7
1.85V	736	612	464	286	235	196	160	118	99	75.6	66.4	55.4	45.1	37.8	20.5

JLG12-210

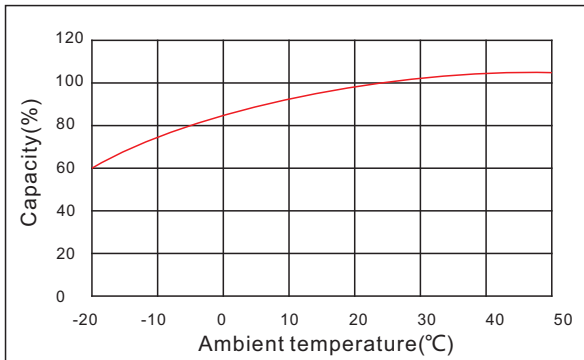
Discharge characteristic



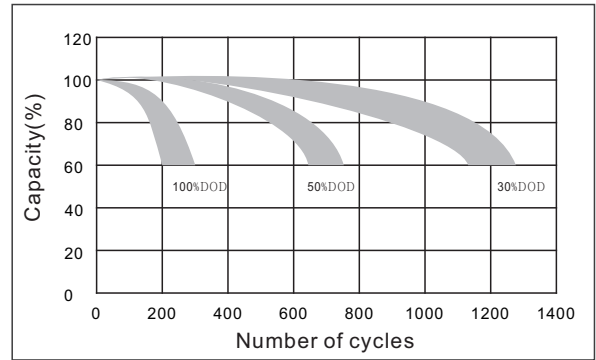
Charging characteristic



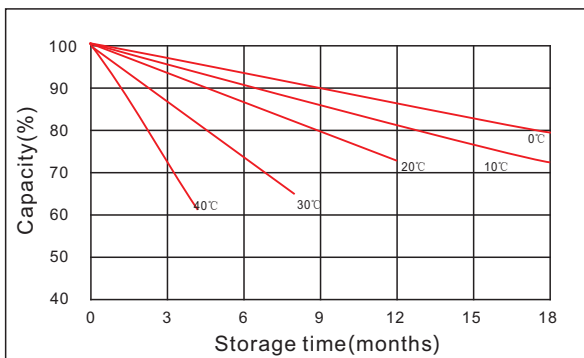
The effect of temperature on capacity



The effect of discharge depth on cycle life



Curves of self-discharge



The effect of temperature on float life



www.kijo.com.cn info@kijo.com.cn

Jiangxi Jingjiu Power Science&Technology Co. Ltd.
Add: 1388 Fushan No.1 Street, Xiaolan Economic Development Zone, Nanchang City, Jiangxi Province, China.

+86-791-85982779 +86-791-85989842

Jiangxi Jingjiu Power (Jiujiang) Co. Ltd.
Add: Xiwang Rd, Aicheng Industrial Park, Yongxiu Country, jiujiang City, Jiangxi Province, China.

