

JLG12-250

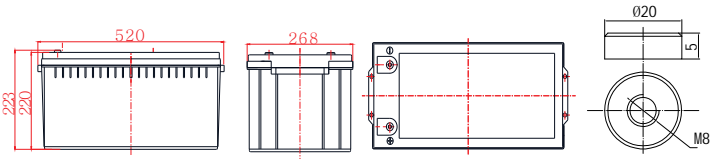


General Features

- › Nanosilica colloidal electrolyte and high tin positive plate alloy design to enhance battery performance
- › Relatively rich electrolyte, high temperature and low temperature performance is superior
- › Long cycle life, excellent deep cycle discharge ability
- › Excellent charge acceptance ability
- › Precision sealing technology
- › Long life



Dimension: 520(L) × 268(W) × 220(H) × 223(TH) Unit: mm



Terminal Dimensions

Applications

- › Solar / wind energy and other new energy storage
- › UPS/EPS
- › Power systems
- › Telecommunications system
- › Emergency lighting、Auto control system
- › Other general purpose

Specification

Nominal Voltage	12V
Nominal Capacity	250Ah
Design life	10 years
Terminal	M8
Approx. Weight	Approx 71.5kg (157.6lbs)
Container Material	ABS
Rated Capacity	250.0Ah 20Hour Rate (12.5A to 10.5V)
	205.2Ah 3Hour Rate (68.4A to 10.2V)
	158.0Ah 1Hour Rate (158A to 9.6V)
Internal resistance	Full charged at 25°C: 3.8 mΩ
Max. Discharge Current	3000A(5S)
Operating Temperature	Discharge: -40 ~60°C (-40~ 140°F)
	Charge: -20 ~50°C (-4~ 122°F)
	Storage: -20 ~50°C (-4~ 122°F)
Charge current:	Max. 62.5A ; Recom.25.0A
Charge Method (25 °C)	Float Charge: 13.5-13.8V, recom. 13.8V(-18mV/ °C)
	Equalize charge: 13.8-14.1V, recom. 14.1V(-24mV/ °C)
	Cycle charge: 14.4-15.0V, recom. 14.7V(-30mV/ °C)
Self discharge	3% of capacity declined per month at 25°C

Constant Current Discharge Characteristics Unit: A (25°C, 77°F)

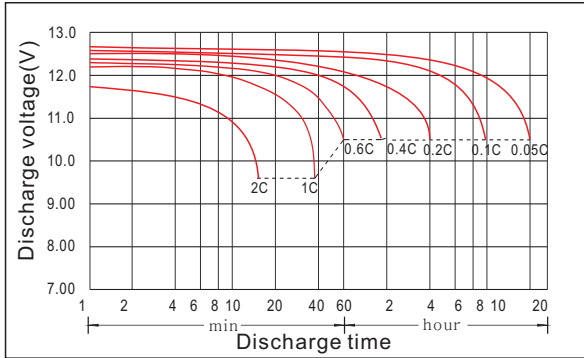
FV/Time	5min	10min	15min	30min	45min	1h	1.5h	2h	3h	4h	5h	6h	8h	10h	20h
1.60V	825	550	473	288	194	158	111	96.5	70.1	52.0	47.0	37.5	30.9	24.4	12.9
1.65V	820	546	459	283	193	157	110	96.0	69.3	51.6	46.6	37.2	30.6	24.2	12.8
1.70V	814	543	449	278	191	156	109	95.3	68.4	51.0	46.1	36.8	30.4	24.0	12.6
1.75V	804	536	434	276	189	154	108	93.8	67.6	50.6	45.6	36.5	30.1	23.8	12.5
1.80V	783	522	405	264	184	150	107	92.1	67.1	50.0	44.3	36.0	29.9	23.5	12.5
1.85V	726	484	361	241	171	139	104	87.5	63.2	48.6	42.1	35.0	28.7	22.8	12.4

Constant Power Discharge Characteristics Unit: W/cell (25°C, 77°F)

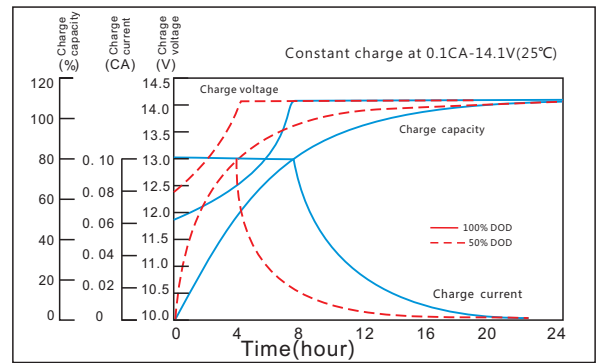
FV/Time	5min	10min	15min	30min	45min	1h	1.5h	2h	3h	4h	5h	6h	8h	10h	20h
1.60V	1381	933	834	521	359	299	211	183	133	98.9	89.2	73.3	60.0	47.0	25.4
1.65V	1367	927	819	516	356	297	209	182	132	97.8	88.7	72.6	59.5	46.5	25.3
1.70V	1358	917	809	515	353	294	207	181	131	96.8	88.0	71.9	59.3	46.1	25.2
1.75V	1349	911	804	514	350	292	205	180	130	95.8	87.5	71.1	58.8	45.6	25.0
1.80V	1340	905	760	501	348	290	203	179	129	94.8	86.5	70.4	58.3	45.1	24.9
1.85V	1243	839	680	460	323	269	200	172	123	93.4	82.6	69.4	56.3	44.5	24.7

JLG12-250

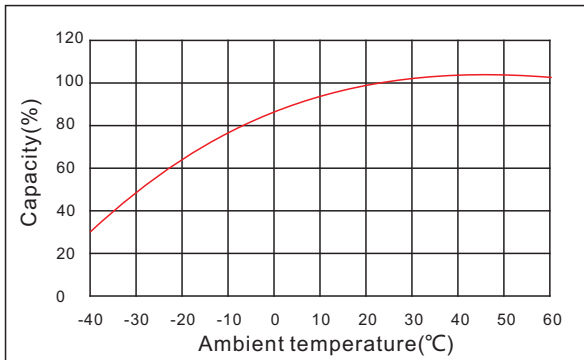
Discharge characteristic



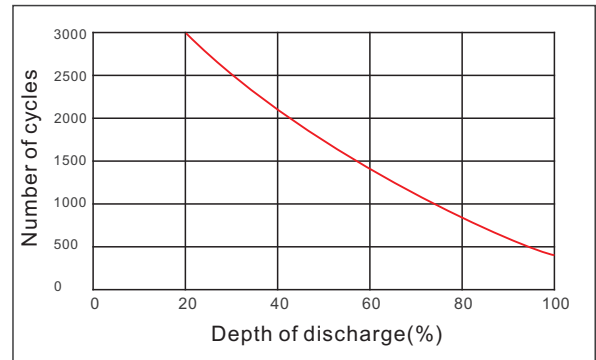
Charging characteristic



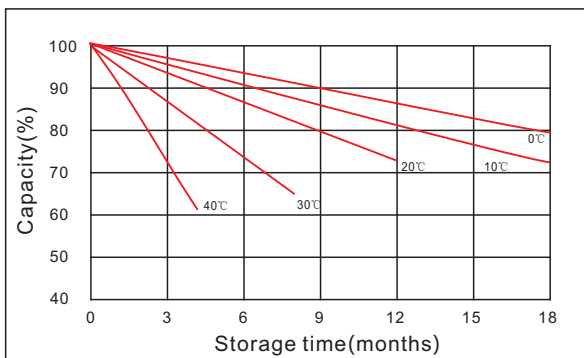
The effect of temperature on capacity



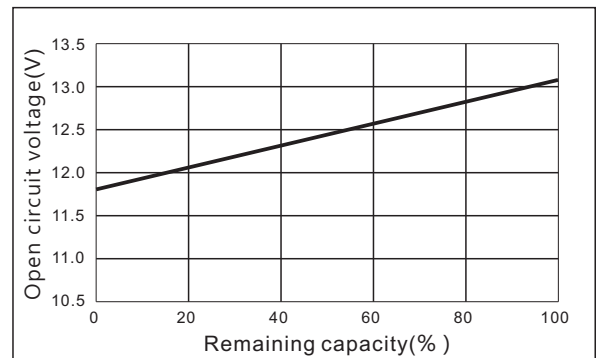
The effect of discharge depth on cycle life



Curves of self-discharge



Curves of open circuit voltage vs. capacity



www.kijo.com.cn info@kijo.com.cn

Jiangxi Jingjiu Power Science&Technology Co. Ltd.

Add: 1388 Fushan No.1 Street, Xiaolan Economic Development Zone, Nanchang City, Jiangxi Province, China.

+86-791-85982779 +86-791-85989842

Jiangxi Jingjiu Power (Jiujiang) Co. Ltd.

Add: Xiwang Rd, Aicheng Industrial Park, Yongxiu Country, Jiujiang City, Jiangxi Province, China.

