

JLG12-50

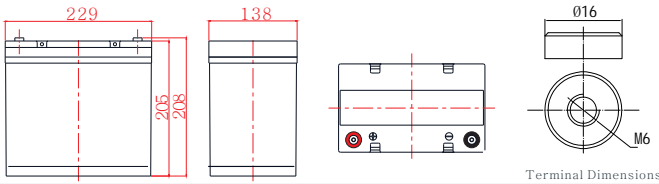


General Features

- › Nanosilica colloidal electrolyte and high tin positive plate alloy design to enhance battery performance
- › Relatively rich electrolyte, high temperature and low temperature performance is superior
- › Long cycle life, excellent deep cycle discharge ability
- › Excellent charge acceptance ability
- › Precision sealing technology
- › Long life



Dimension: 229(L) × 138(W) × 205(H) × 208(TH) Unit: mm



JLG Series Pure GEL battery

Applications

- › Solar / wind energy and other new energy storage
- › UPS/EPS
- › Power systems
- › Telecommunications system
- › Emergency lighting, Auto control system
- › Other general purpose

Specification

Nominal Voltage	12V
Nominal Capacity	50Ah
Design life	10 years
Terminal	M6
Approx. Weight	Approx 16.3kg (35.94lbs)
Container Material	ABS
Rated Capacity	50.0Ah 20Hour Rate (2.50A to 10.5V)
	37.5Ah 3Hour Rate (12.5A to 10.2V)
	27.5Ah 1Hour Rate (27.5A to 9.6V)
Internal resistance	Full charged at 25°C: 13.5 mΩ
Max. Discharge Current	600A(5S)
Operating Temperature	Discharge: -40 ~60°C (-40~ 140°F)
	Charge: -20 ~50°C (-4~ 122°F)
	Storage: -20 ~50°C (-4~ 122°F)
Charge current:	Max. 12.5A ; Recom. 5.0A
Charge Method (25 °C)	Float Charge: 13.5-13.8V, recom. 13.5V (-18mV/ °C)
	Equalize charge: 13.8-14.1V, recom. 14.1V (-24mV/ °C)
	Cycle charge: 14.4-15.0V, recom. 14.4V (-30mV/ °C)
Self discharge	3% of capacity declined per month at 25°C

Constant Current Discharge Characteristics Unit: A (25°C, 77°F)

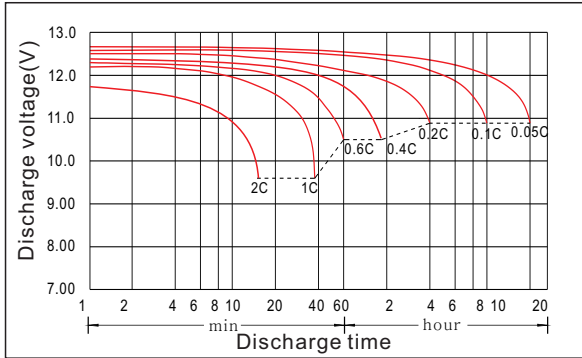
FV/Time	5min	10min	15min	30min	45min	1h	1.5h	2h	3h	4h	5h	6h	8h	10h	20h
1.60V	144	95.7	77.3	45.0	33.7	27.5	19.0	15.8	12.8	9.13	8.59	6.75	5.55	4.68	2.54
1.65V	139	95.1	75.1	44.1	33.5	27.3	18.9	15.7	12.7	9.05	8.54	6.69	5.50	4.64	2.53
1.70V	134	94.4	73.3	43.3	33.3	27.1	18.7	15.6	12.5	8.95	8.43	6.62	5.45	4.59	2.51
1.75V	123	93.0	70.8	42.9	32.8	26.7	18.5	15.3	12.4	8.87	8.33	6.56	5.41	4.55	2.50
1.80V	110	90.7	66.3	41.1	32.0	26.1	18.3	15.1	12.3	8.78	8.13	6.49	5.40	4.50	2.49
1.85V	98.5	84.0	58.9	37.5	29.6	24.1	17.8	14.3	11.6	8.52	7.72	6.30	5.15	4.37	2.44

Constant Power Discharge Characteristics Unit: W/cell (25°C, 77°F)

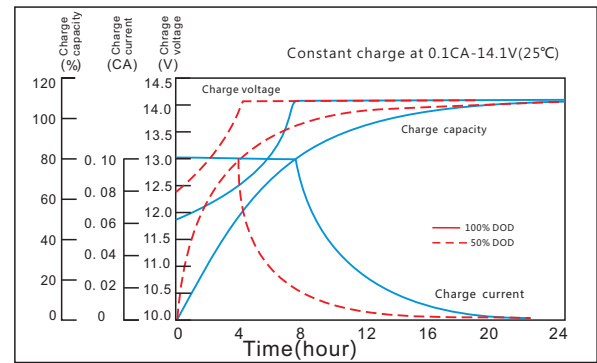
FV/Time	5min	10min	15min	30min	45min	1h	1.5h	2h	3h	4h	5h	6h	8h	10h	20h
1.60V	243	163	137	81.4	62.6	52.2	38.0	29.8	24.4	18.0	16.3	13.2	10.8	9.00	5.02
1.65V	233	161	135	80.5	62.1	51.7	37.6	29.7	24.1	17.8	16.2	13.1	10.7	8.90	5.00
1.70V	232	160	133	80.5	61.5	51.3	37.1	29.6	23.9	17.6	16.1	12.9	10.7	8.80	4.97
1.75V	216	159	132	80.1	61.0	50.8	36.9	29.5	23.8	17.5	16.0	12.8	10.6	8.75	4.95
1.80V	198	157	124	77.9	60.4	50.4	36.5	29.4	23.7	17.3	15.8	12.7	10.5	8.65	4.93
1.85V	176	146	111	71.4	56.1	46.7	35.9	28.0	22.6	17.0	15.1	12.5	10.2	8.50	4.88

JLG12-50

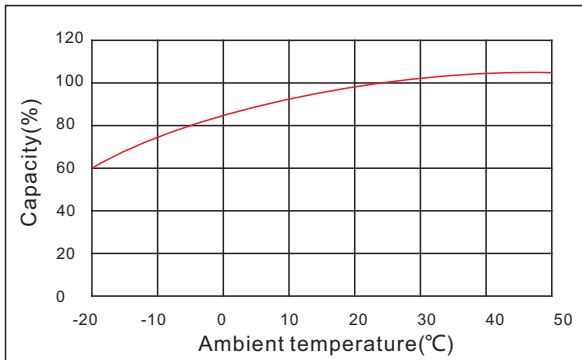
Discharge characteristic



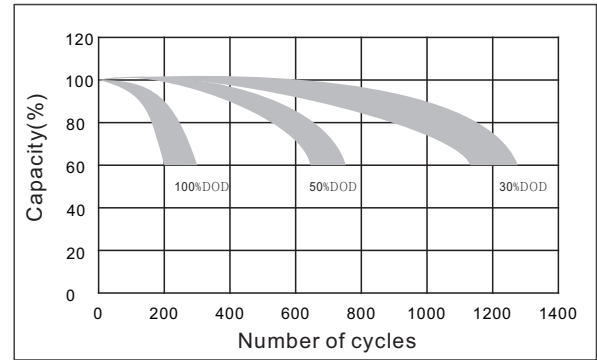
Charging characteristic



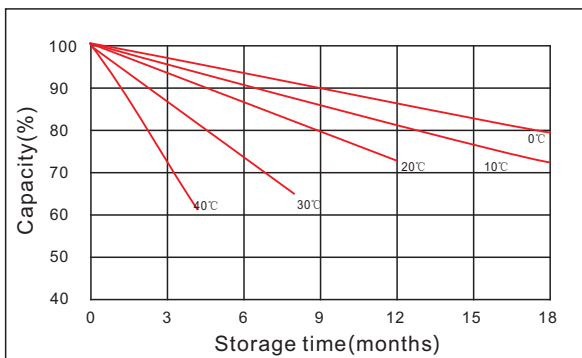
The effect of temperature on capacity



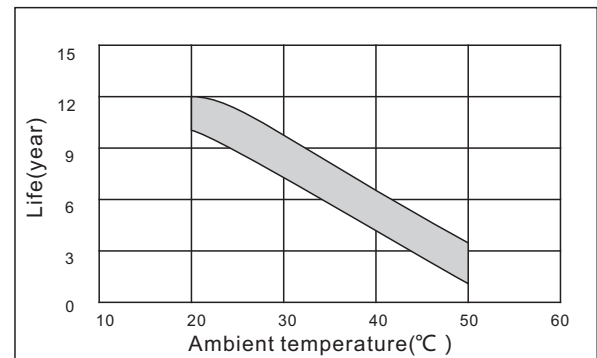
The effect of discharge depth on cycle life



Curves of self-discharge



The effect of temperature on float life



www.kijo.com.cn info@kijo.com.cn

Jiangxi Jingjiu Power Science&Technology Co. Ltd.
Add: 1388 Fushan No.1 Street, Xiaolan Economic Development Zone, Nanchang City, Jiangxi Province, China.

+86-791-85982779 +86-791-85989842

Jiangxi Jingjiu Power (Jiujiang) Co. Ltd.
Add: Xiwang Rd, Aicheng Industrial Park, Yongxiu Country, jiujiang City, Jiangxi Province, China.

