

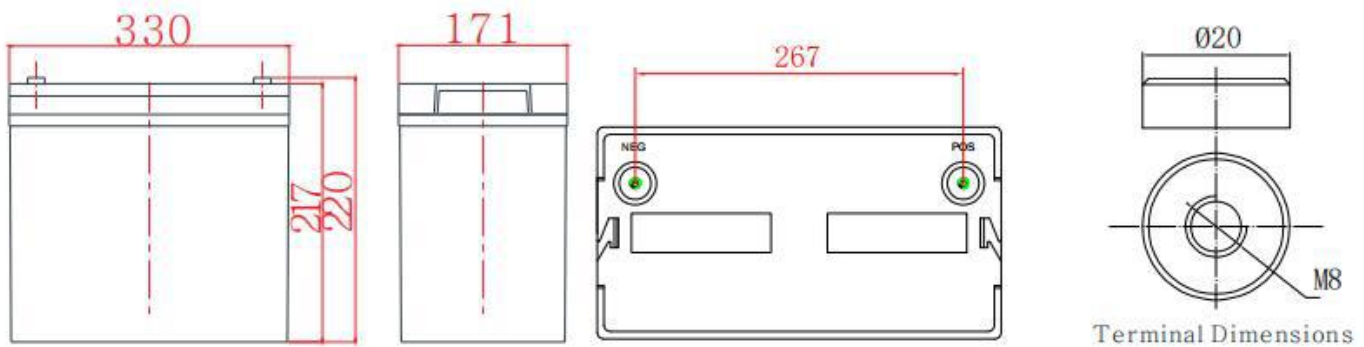
General Features

- ▶ High corrosion resistant performance: Pb-Ca multi-alloy grid
- ▶ High energy density and power density
- ▶ Optimized capability of instant high-current discharging
- ▶ Excellent charge acceptance ability
- ▶ Excellent deep cycle discharge capability
- ▶ Strong high and low temperature performance
- ▶ Precision sealing technology
- ▶ Long life



Dimension: 330(L) × 171(W) × 217(H) × 220(TH)

Unit: mm



Specification	
Nominal Voltage	12V
Nominal Capacity	100Ah
Design life	10 years
Terminal	M8
Approx. Weight	Approx. 29.0kg (63.9lbs)
Container Material	ABS
short-circuit current	2400A
Internal resistance (Full charged at 25°C:)	5.0 mΩ
Self discharge	3% of capacity declined per month at 25°C
Operating Temperature	
Discharge:	-20 ~50°C (-4 ~ 122°F)
Charge :	-20 ~50°C (-4 ~ 122°F)
Storage:	-20 ~50°C (-4 ~ 122°F)
Charge Method (25 °C)	
Charge current:	Max. 25A; Recom. 10A
Float charge: 13.5-13.8V	recom. 13.8V (-18mV/ °C)
Equalize charge: 13.8-14.1V	recom. 14.1V (-24mV/ °C)
Cycle charge: 14.4-15.0V	recom. 14.7V (-30mV/ °C)

Standards

Executive standard YD/T 799-2010

Applications

- ▶ UPS/EPS
- ▶ Power systems
- ▶ Telecommunications system
- ▶ Emergency lighting, Auto control system
- ▶ Solar/wind generating storage cyclic
- ▶ Other general purpose

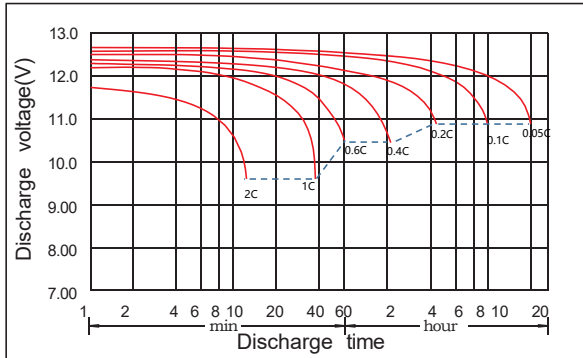
Rated Capacity

10Hour Rate (10.0A to 10.8V)	100.0Ah
3Hour Rate (27.4A to 10.2V)	82.2Ah
1Hour Rate (67.3A to 9.6V)	67.3Ah

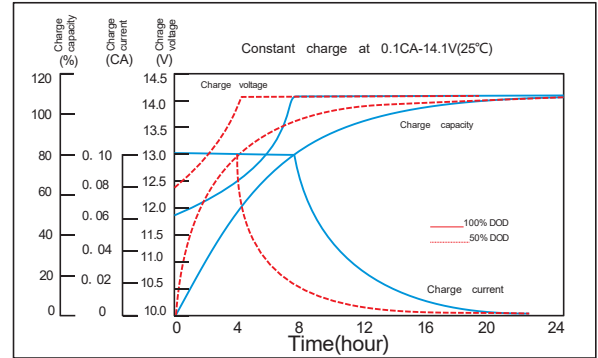
Attain Certificate



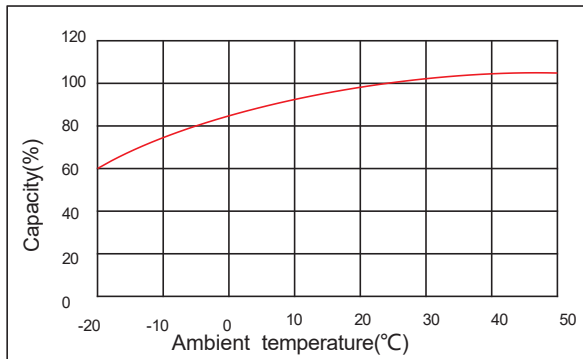
Discharge characteristic



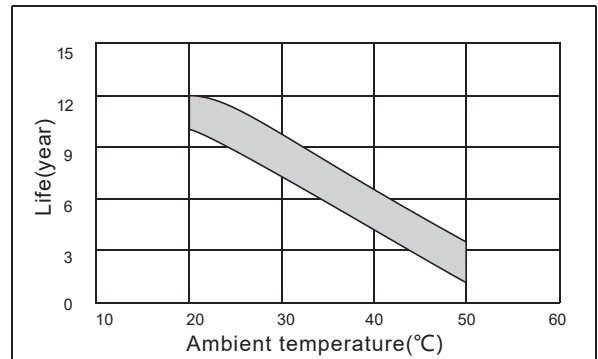
Charging characteristic



The effect of temperature on capacity



The effect of temperature on float life



Constant Current Discharge Characteristics Unit:A (25°C,77°F)

FV/Time	5min	10min	15min	30min	45min	1h	1.5h	2h	3h	4h	5h	6h	8h	10h	20h
1.60V	283	230	176	114	82.9	67.3	42.5	38.7	28.1	20.4	18.9	15.1	12.4	10.4	5.48
1.65V	275	223	171	112	82.4	66.9	42.1	38.5	27.8	20.2	18.7	14.9	12.3	10.3	5.45
1.70V	264	216	168	110	81.8	66.4	41.7	38.2	27.4	20.0	18.5	14.8	12.2	10.2	5.42
1.75V	243	203	162	109	80.6	65.5	41.3	37.6	27.1	19.8	18.3	14.7	12.1	10.1	5.40
1.80V	218	184	151	104	78.6	63.8	40.9	36.9	27.0	19.6	17.8	14.5	12.0	10.0	5.37
1.85V	194	164	134	95.1	72.8	59.1	39.5	35.1	25.4	19.0	17.0	14.1	11.5	9.74	5.28

Constant Power Discharge Characteristics Unit: W/cell (25°C ,77°F)

FV/Time	5min	10min	15min	30min	45min	1h	1.5h	2h	3h	4h	5h	6h	8h	10h	20h
1.60V	476	389	310	206	153	127	84.7	73.3	53.5	40.1	35.8	29.4	24.1	20.1	10.8
1.65V	458	377	306	204	152	126	83.9	73.1	52.8	39.7	35.6	29.1	23.9	20.0	10.8
1.70V	454	365	301	204	151	125	83.0	72.8	52.5	39.3	35.3	28.8	23.8	19.7	10.7
1.75V	424	344	299	203	150	124	82.2	72.4	52.2	38.9	35.1	28.6	23.6	19.5	10.7
1.80V	390	318	283	199	149	123	81.3	72.2	52.0	38.5	34.7	28.3	23.4	19.2	10.6
1.85V	348	286	253	182	139	115	80.1	69.0	49.5	37.9	33.1	27.8	22.6	19.0	10.5