

JM12-180

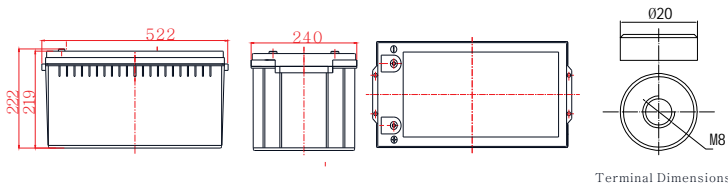


General Features

- High corrosion resistant performance: Pb-Ca multi-alloy grid
- High energy density and power density
- Optimized capability of instant high-current discharging
- Excellent charge acceptance ability
- Excellent deep cycle discharge capability
- Strong high and low temperature performance
- Precision sealing technology
- Long life



Dimension:522(L)×240(W)×219(H)×222(TH) Unit: mm



Terminal Dimensions

Applications

- UPS/EPS
- Power systems
- Telecommunications system
- Emergency lighting、Auto control system
- Solar/wind generating storage cyclic
- Other general purpose

Specification

Nominal Voltage	12V
Nominal Capacity	180Ah
Design life	10 years
Terminal	M8
Approx. Weight	Approx 54.0kg (119.05lbs)
Container Material	ABS
Rated Capacity	180Ah → 10Hour Rate (18.0A to 10.8V)
	147.9Ah → 3Hour Rate (49.3A to 10.2V)
	121Ah → 1Hour Rate (121A to 9.6V)
Internal resistance	Full charged at 25°C: 5.5 mΩ
Max. Discharge Current	2160A(5S)
Operating Temperature	Discharge: -20 ~50°C(-4~ 122°F)
	Charge: -20 ~50°C(-4~ 122°F)
	Storage: -20 ~50°C(-4~ 122°F)
Charge current:	Max. 45A ; Recom.18A
Charge Method (25 °C)	Float Charge:13.5-13.8V,recom.13.8V(-18mV/ °C)
	Equalize charge:13.8-14.1V,recom.14.1V(-24mV/ °C)
	Cycle charge:14.4-15.0V,recom.14.7V(-30mV/ °C)
Self discharge	3% of capacity declined per month at 25°C

Constant Current Discharge Characteristics Unit: A (25°C, 77°F)

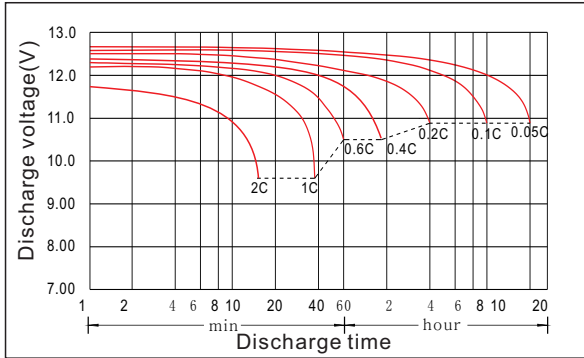
FV/Time	5min	10min	15min	30min	45min	1h	1.5h	2h	3h	4h	5h	6h	8h	10h	20h
1.60V	634	421	341	207	148	121	76.0	69.5	50.4	36.5	33.8	27.0	22.2	18.7	9.83
1.65V	615	418	330	204	147	120	75.6	69.2	49.8	36.3	33.5	26.8	22.0	18.6	9.78
1.70V	590	418	324	200	147	120	74.8	68.7	49.3	35.9	33.2	26.5	21.9	18.4	9.72
1.75V	543	411	313	199	145	118	74.0	67.6	48.7	35.5	32.7	26.2	21.7	18.2	9.69
1.80V	487	400	291	190	141	115	73.2	66.5	48.5	35.1	31.8	26.0	21.5	18.0	9.64
1.85V	435	369	260	173	130	106	71.2	62.9	45.4	34.1	30.5	25.2	20.6	17.5	9.47

Constant Power Discharge Characteristics Unit: W/cell (25°C, 77°F)

FV/Time	5min	10min	15min	30min	45min	1h	1.5h	2h	3h	4h	5h	6h	8h	10h	20h
1.60V	1063	714	601	374	275	229	152	132	96.1	72.0	64.2	52.8	43.2	36.0	19.4
1.65V	1022	708	590	371	272	227	151	131	94.7	71.4	64.0	52.4	42.9	35.7	19.4
1.70V	1016	705	582	371	271	226	149	130	94.2	70.4	63.4	51.6	42.6	35.2	19.3
1.75V	950	699	579	371	269	224	147	130	93.6	69.8	62.9	51.2	42.4	34.9	19.3
1.80V	872	693	548	360	266	222	146	130	93.3	69.2	62.3	50.7	42.1	34.6	19.1
1.85V	778	643	490	332	247	206	144	124	88.6	68.2	59.5	50.0	40.4	34.1	18.9

JM12-180

Discharge characteristic



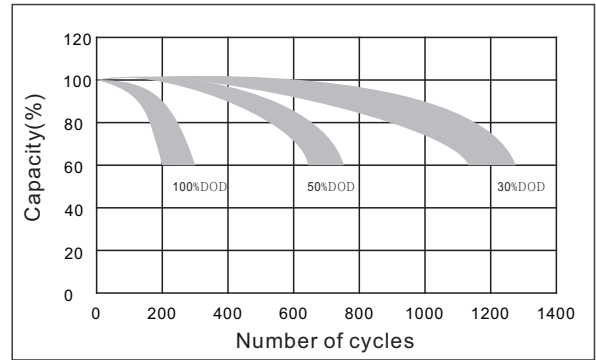
Charging characteristic



The effect of temperature on capacity



The effect of discharge depth on cycle life



Curves of self-discharge



The effect of temperature on float life



www.kijo.com.cn info@kijo.com.cn

Jiangxi Jingjiu Power Science&Technology Co. Ltd.
Add: 1388 Fushan No.1 Street, Xiaolan Economic Development Zone, Nanchang City, Jiangxi Province, China.

+86-791-85982779 +86-791-85989842

Jiangxi Jingjiu Power (Jiujiang) Co. Ltd.
Add: Xiwang Rd, Aicheng Industrial Park, Yongxiu Country, Jiujiang City, Jiangxi Province, China.

