

JM12-200

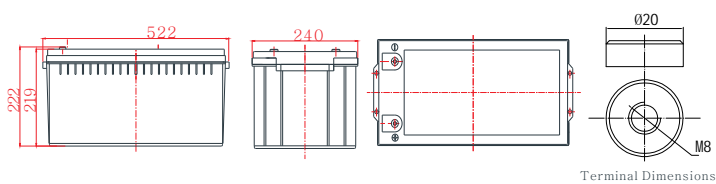


General Features

- High corrosion resistant performance: Pb-Ca multi-alloy grid
- High energy density and power density
- Optimized capability of instant high-current discharging
- Excellent charge acceptance ability
- Excellent deep cycle discharge capability
- Strong high and low temperature performance
- Precision sealing technology
- Long life



Dimension: 522(L) × 240(W) × 219(H) × 222(TH) Unit: mm



Terminal Dimensions

Applications

- UPS/EPS
- Power systems
- Telecommunications system
- Emergency lighting, Auto control system
- Solar/wind generating storage cyclic
- Other general purpose

Specification

Nominal Voltage	12V
Nominal Capacity	200Ah
Design life	10 years
Terminal	M8
Approx. Weight	Approx 57.0kg (125.66lbs)
Container Material	ABS
Rated Capacity	200Ah 10Hour Rate (20.0A to 10.8V)
	164.1Ah 3Hour Rate (54.7A to 10.2V)
	135Ah 1Hour Rate (135A to 9.6V)
Internal resistance	Full charged at 25°C: 4.0 mΩ
Max. Discharge Current	2400A(5S)
Operating Temperature	Discharge: -20 ~50°C (-4 ~ 122°F)
	Charge: -20 ~50°C (-4 ~ 122°F)
	Storage: -20 ~50°C (-4 ~ 122°F)
Charge current:	Max. 50A ; Recom. 20A
Charge Method (25 °C)	Float Charge: 13.5-13.8V, recom. 13.8V (-18mV/ °C)
	Equalize charge: 13.8-14.1V, recom. 14.1V (-24mV/ °C)
	Cycle charge: 14.4-15.0V, recom. 14.7V (-30mV/ °C)
Self discharge	3% of capacity declined per month at 25°C

Constant Current Discharge Characteristics Unit: A (25°C, 77°F)

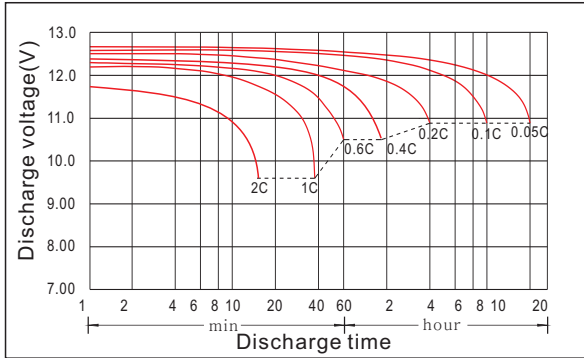
FV/Time	5min	10min	15min	30min	45min	1h	1.5h	2h	3h	4h	5h	6h	8h	10h	20h
1.60V	705	470	379	230	166	135	84.6	77.2	56.1	40.6	37.6	30.0	24.7	20.8	10.9
1.65V	683	466	367	226	164	134	83.8	76.8	55.5	40.2	37.2	29.7	24.5	20.6	10.9
1.70V	656	463	359	222	163	133	83.0	76.2	54.7	39.8	36.8	29.4	24.3	20.4	10.8
1.75V	603	456	348	221	161	131	82.1	75.1	54.1	39.4	36.5	29.1	24.1	20.2	10.8
1.80V	541	445	324	211	157	128	81.3	73.7	53.7	39.0	35.5	28.8	23.9	20.0	10.7
1.85V	482	411	289	192	145	118	78.9	70.0	50.6	37.8	33.7	28.0	22.9	19.4	10.5

Constant Power Discharge Characteristics Unit: W/cell (25°C, 77°F)

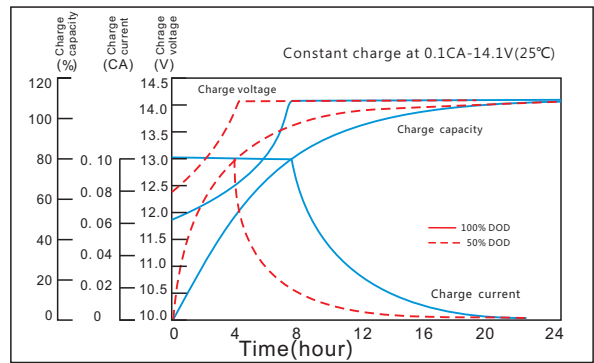
FV/Time	5min	10min	15min	30min	45min	1h	1.5h	2h	3h	4h	5h	6h	8h	10h	20h
1.60V	1181	796	667	417	306	255	169	146	107	80.0	71.3	58.7	48.0	40.0	21.6
1.65V	1136	789	655	413	304	253	167	146	105	79.2	71.0	58.1	47.6	39.6	21.5
1.70V	1131	783	647	413	301	251	165	145	105	78.4	70.4	57.5	47.4	39.2	21.4
1.75V	1054	777	643	411	299	249	164	144	104	77.6	70.0	56.9	47.0	38.8	21.3
1.80V	968	771	608	401	296	247	162	144	104	76.8	69.2	56.3	46.6	38.4	21.2
1.85V	865	714	544	368	275	229	160	137	98.6	75.6	66.1	55.4	45.1	37.8	21.0

JM12-200

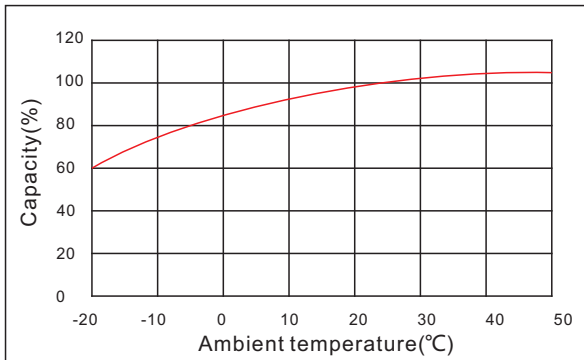
Discharge characteristic



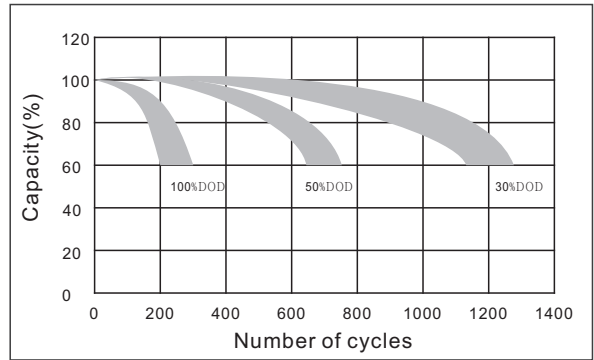
Charging characteristic



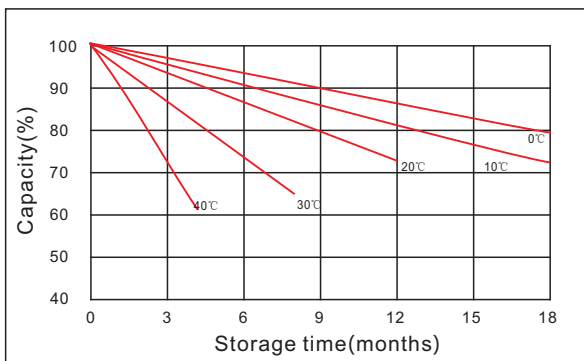
The effect of temperature on capacity



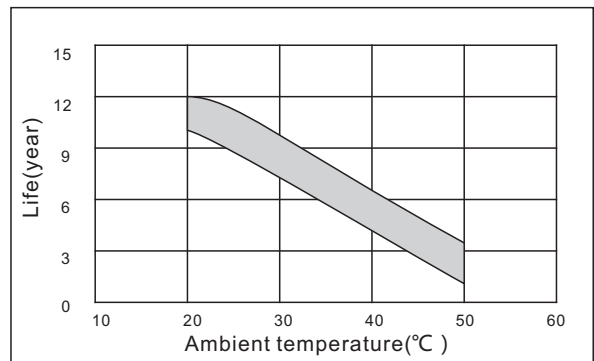
The effect of discharge depth on cycle life



Curves of self-discharge



The effect of temperature on float life



www.kijo.com.cn info@kijo.com.cn

Jiangxi Jingjiu Power Science&Technology Co. Ltd.
Add: 1388 Fushan No.1 Street, Xiaolan Economic Development Zone, Nanchang City, Jiangxi Province, China.

+86-791-85982779 +86-791-85989842

Jiangxi Jingjiu Power (Jiujiang) Co. Ltd.
Add: Xiwang Rd, Aicheng Industrial Park, Yongxiu Country, jiujiang City, Jiangxi Province, China.

