

JM12-70

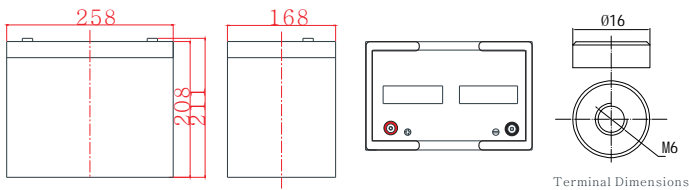


General Features

- High corrosion resistant performance: Pb-Ca multi-alloy grid
- High energy density and power density
- Optimized capability of instant high-current discharging
- Excellent charge acceptance ability
- Excellent deep cycle discharge capability
- Strong high and low temperature performance
- Precision sealing technology
- Long life



Dimension: 258(L) × 168(W) × 208(H) × 211(TH) Unit: mm



Applications

- UPS/EPS
- Power systems
- Telecommunications system
- Emergency lighting, Auto control system
- Solar/wind generating storage cyclic
- Other general purpose

Specification

Nominal Voltage	12V
Nominal Capacity	70Ah
Design life	10 years
Terminal	M6
Approx. Weight	Approx 21.8kg (48.06lbs)
Container Material	ABS
Rated Capacity	70.0Ah 10Hour Rate (7.00A to 10.8V)
	57.3Ah 3Hour Rate (19.1A to 10.2V)
	47.1Ah 1Hour Rate (47.1A to 9.6V)
Internal resistance	Full charged at 25°C: 7.0 mΩ
Max. Discharge Current	840A(5S) Discharge: -20 ~50°C (-4 ~ 122°F)
Operating Temperature	Charge: -20 ~50°C (-4 ~ 122°F)
	Storage: -20 ~50°C (-4 ~ 122°F)
	Charge current: Max. 17.5A ; Recom. 7.0A
Charge Method (25 °C)	Float Charge: 13.5-13.8V, recom. 13.8V (-18mV/°C)
	Equalize charge: 13.8-14.1V, recom. 14.1V (-24mV/°C)
	Cycle charge: 14.4-15.0V, recom. 14.7V (-30mV/°C)
Self discharge	3% of capacity declined per month at 25°C

Constant Current Discharge Characteristics Unit: A (25°C, 77°F)

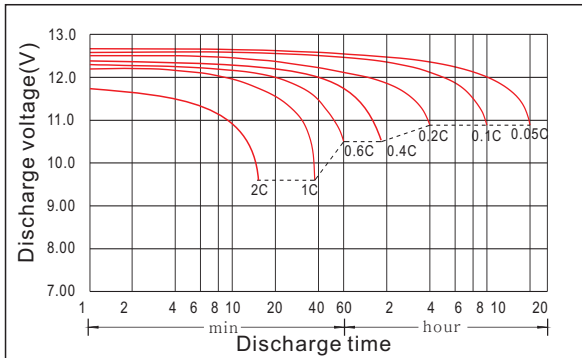
FV/Time	5min	10min	15min	30min	45min	1h	1.5h	2h	3h	4h	5h	6h	8h	10h	20h
1.60V	247	164	133	80.6	57.8	47.1	29.6	27.0	19.6	14.2	13.2	10.5	8.65	7.28	3.82
1.65V	239	163	128	79.2	57.5	46.9	29.3	26.9	19.4	14.1	13.0	10.4	8.58	7.21	3.80
1.70V	230	162	126	77.9	57.0	46.5	29.0	26.7	19.1	13.9	12.9	10.3	8.51	7.14	3.78
1.75V	211	159	122	77.2	56.2	45.8	28.8	26.3	18.9	13.8	12.8	10.2	8.44	7.07	3.77
1.80V	189	156	113	73.8	54.8	44.7	28.5	25.8	18.8	13.7	12.4	10.1	8.37	7.00	3.75
1.85V	169	144	101	67.4	50.8	41.4	27.6	24.5	17.7	13.2	11.8	9.79	8.02	6.79	3.68

Constant Power Discharge Characteristics Unit: W/cell (25°C, 77°F)

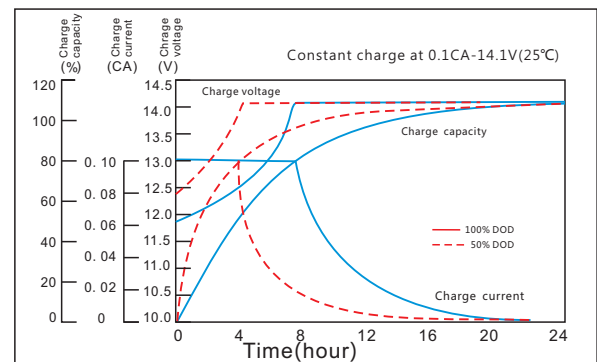
FV/Time	5min	10min	15min	30min	45min	1h	1.5h	2h	3h	4h	5h	6h	8h	10h	20h
1.60V	414	278	233	146	107	89.1	59.1	51.1	37.3	28.0	25.0	20.5	16.8	14.0	7.56
1.65V	398	276	229	144	106	88.4	58.7	51.0	36.8	27.8	24.8	20.4	16.7	13.9	7.53
1.70V	396	274	227	144	105	87.7	57.8	50.8	36.6	27.4	24.6	20.1	16.6	13.7	7.49
1.75V	369	272	225	144	105	87.1	57.4	50.5	36.4	27.2	24.5	19.9	16.5	13.6	7.46
1.80V	339	270	213	140	104	86.4	56.5	50.4	36.3	26.8	24.2	19.7	16.3	13.4	7.42
1.85V	303	250	190	129	96.2	80.2	55.7	48.1	34.5	26.4	23.1	19.4	15.8	13.2	7.35

JM12-70

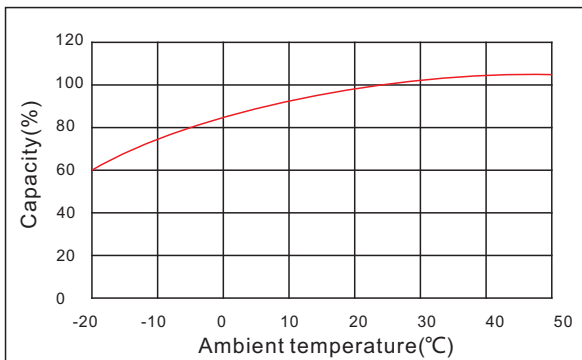
Discharge characteristic



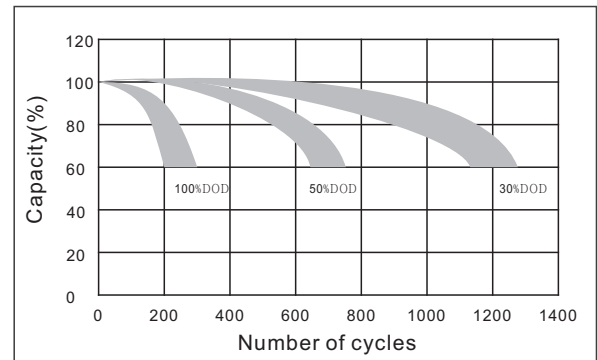
Charging characteristic



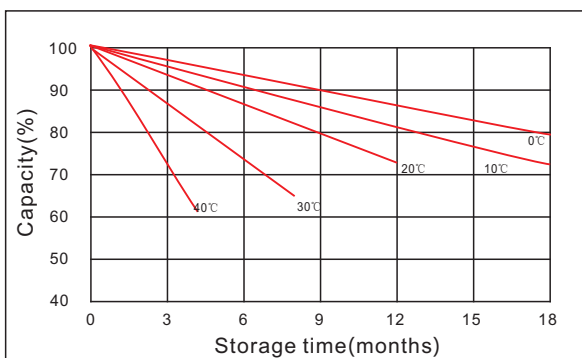
The effect of temperature on capacity



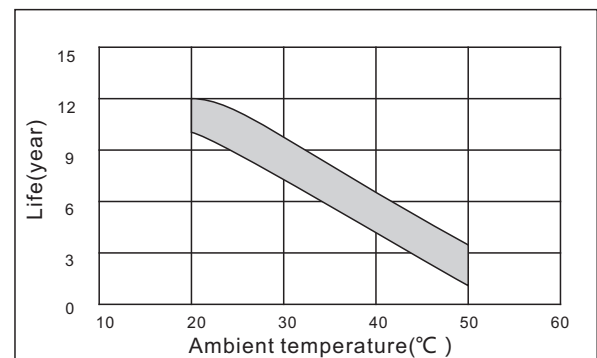
The effect of discharge depth on cycle life



Curves of self-discharge



The effect of temperature on float life



www.kiju.com.cn info@kiju.com.cn

Jiangxi Jingjiu Power Science&Technology Co. Ltd.
Add: 1388 Fushan No.1 Street, Xiaolan Economic Development Zone, Nanchang City, Jiangxi Province, China.

+86-791-85982779 +86-791-85989842

Jiangxi Jingjiu Power (Jiujiang) Co. Ltd.
Add: Xiwang Rd, Aicheng Industrial Park, Yongxiu Country, Jiujiang City, Jiangxi Province, China.

