



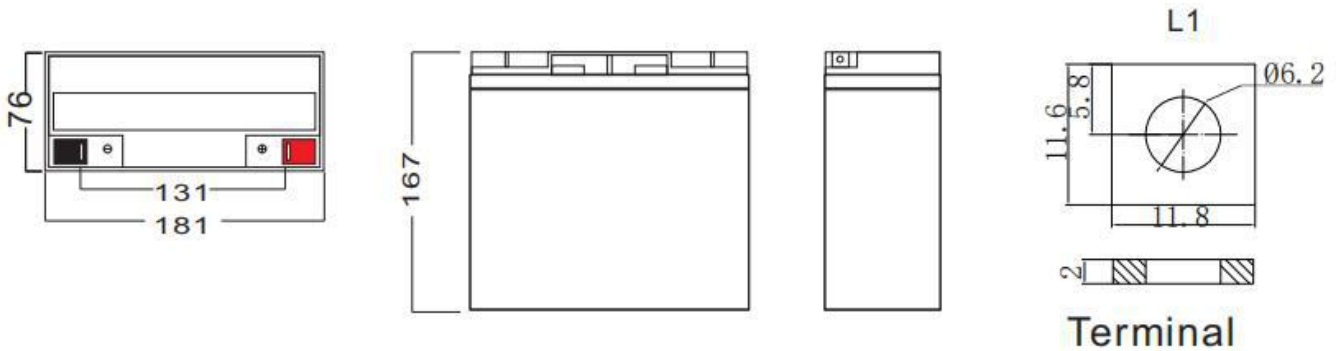
General Features

- ▶ High corrosion resistant performance: Pb-Ca multi-alloy grid
- ▶ High energy density and power density
- ▶ Optimized capability of instant high-current discharging
- ▶ Excellent charge acceptance ability
- ▶ Excellent deep cycle discharge capability
- ▶ Strong high and low temperature performance
- ▶ Precision sealing technology



Dimension: 181(L) × 76(W) × 167(H) × 167(TH)

Unit: mm



Specification	
Nominal Voltage	12V
Nominal Capacity	17.0Ah
Design life	5 years
Terminal	L1
Approx. Weight	Approx 5.00kg (11.0lbs)
Container Material	ABS
short-circuit current	645A
Internal resistance(Full charged at 25°C:)	18.6 mΩ
Self discharge	3% of capacity declined per month at 25°C
Operating Temperature	
Discharge:	-20 ~50°C(-4~ 122°F)
Charge :	-20 ~50°C(-4~ 122°F)
Storage:	-20 ~50°C(-4~ 122°F)
Charge Method(25 °C)	
Charge current:	Max. 4.25A;Recom.1.70A
Float charge:13.5-13.8V	recom.13.8V(-18mV/ °C)
Equalize charge:13.8-14.1V	recom.14.1V(-24mV/ °C)
Cycle charge:14.4-15.0V	recom.14.7V(-30mV/ °C)

Standards

Executive standard GB/T 19639.1-2014


Applications

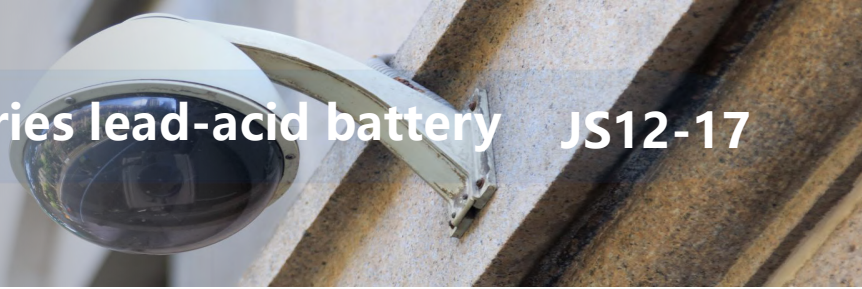
- ▶ UPS/EPS
- ▶ Power systems
- ▶ Telecommunications system
- ▶ Emergency lighting, Auto control system
- ▶ Solar/wind generating storage cyclic
- ▶ Other general purpose

Rated Capacity

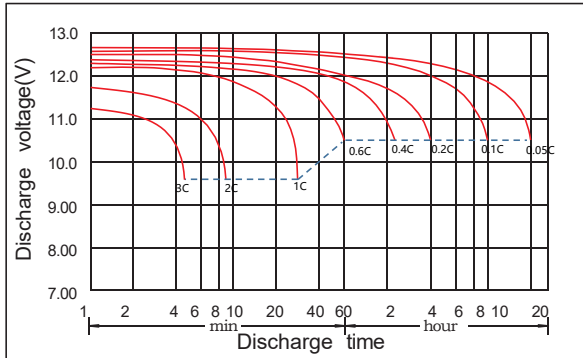
20Hour Rate (0.85A to 10.5V)	17.0Ah
3Hour Rate (4.47A to 10.2V)	13.4Ah
1Hour Rate (11.2A to 9.6V)	11.2Ah

Attain Certificate

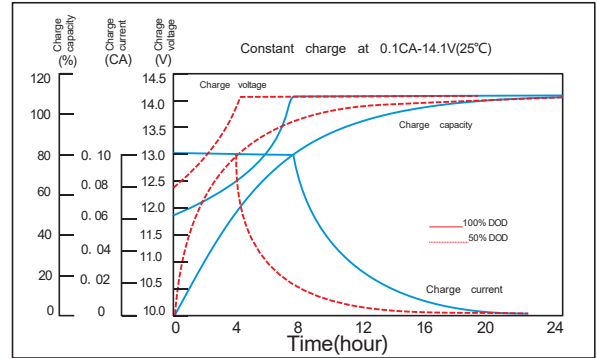




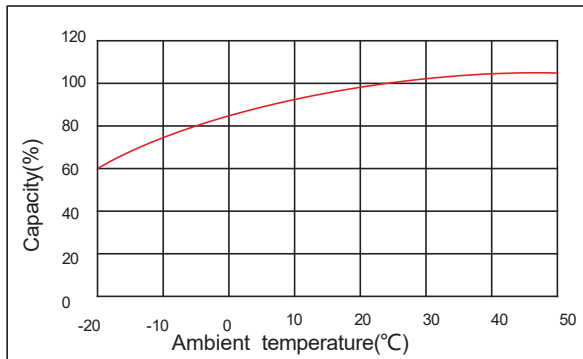
Discharge characteristic



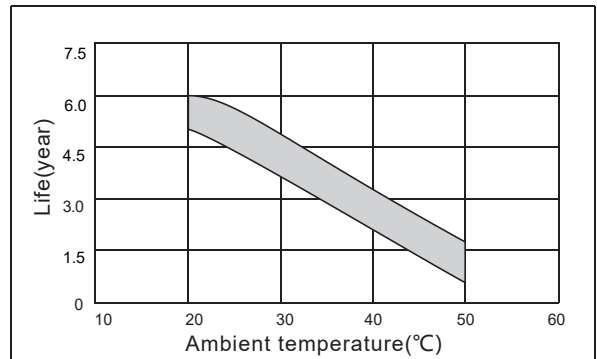
Charging characteristic



The effect of temperature on capacity



The effect of temperature on float life



Constant Current Discharge Characteristics Unit:A (25°C,77°F)

FV/Time	5min	10min	15min	30min	45min	1h	1.5h	2h	3h	4h	5h	6h	8h	10h	20h
1.60V	67.3	44.0	32.8	21.5	13.7	11.2	6.83	6.43	4.69	3.76	3.20	2.42	2.11	1.68	0.900
1.65V	66.8	42.2	30.1	20.4	12.9	10.5	6.79	6.17	4.56	3.64	3.13	2.41	2.07	1.67	0.880
1.70V	54.7	39.6	28.1	19.8	12.5	10.2	6.63	6.05	4.47	3.45	3.09	2.35	2.04	1.63	0.870
1.75V	50.8	37.7	26.2	19.3	12.1	9.84	6.51	5.90	4.40	3.40	2.96	2.31	1.99	1.60	0.850
1.80V	46.8	35.5	24.3	18.7	11.7	9.50	6.34	5.75	4.17	3.33	2.84	2.25	1.94	1.56	0.820
1.85V	41.8	32.9	21.6	17.1	10.8	8.80	6.15	5.47	3.92	3.23	2.71	2.18	1.86	1.51	0.806

Constant Power Discharge Characteristics Unit: W/cell (25°C ,77°F)

FV/Time	5min	10min	15min	30min	45min	1h	1.5h	2h	3h	4h	5h	6h	8h	10h	20h
1.60V	126	79.3	60.1	36.3	24.7	20.6	13.8	12.0	8.87	7.11	6.04	4.78	3.98	3.26	1.79
1.65V	116	75.1	56.4	36.1	23.3	19.4	13.5	11.6	8.61	6.89	5.92	4.69	3.92	3.20	1.74
1.70V	107	72.8	53.8	36.0	22.6	18.8	13.4	11.4	8.47	6.55	5.75	4.65	3.88	3.17	1.72
1.75V	96.6	70.6	51.9	35.6	21.8	18.2	13.1	11.1	8.36	6.46	5.64	4.55	3.72	3.10	1.69
1.80V	86.7	68.3	49.6	35.3	21.6	18.0	12.8	11.0	8.13	6.40	5.50	4.46	3.60	3.04	1.67
1.85V	77.4	63.9	44.4	32.3	20.2	16.8	12.6	10.5	7.74	6.30	5.25	4.39	3.45	2.99	1.65