



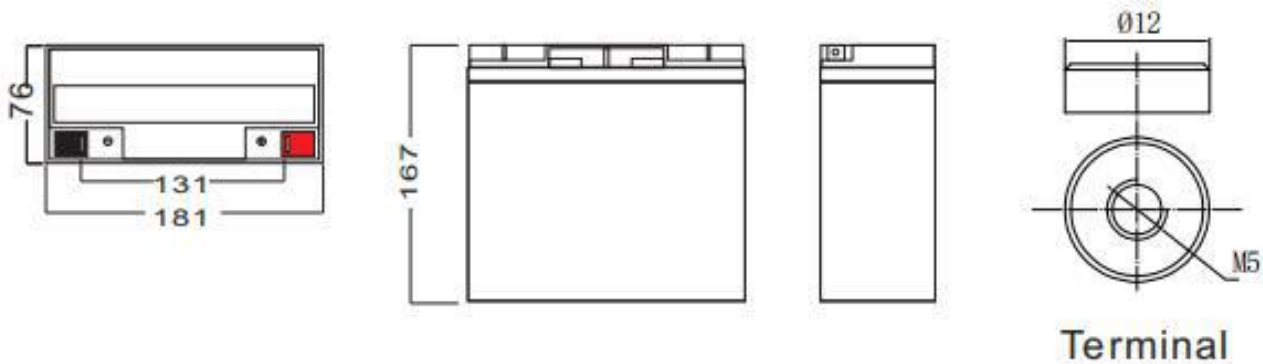
## General Features

- ▶ High corrosion resistant performance: Pb-Ca multi-alloy grid
- ▶ High energy density and power density
- ▶ Optimized capability of instant high-current discharging
- ▶ Excellent charge acceptance ability
- ▶ Excellent deep cycle discharge capability
- ▶ Strong high and low temperature performance
- ▶ Precision sealing technology



**Dimension: 181(L) × 76(W) × 167(H) × 167(TH)**

**Unit: mm**



Specification	
Nominal Voltage	12V
Nominal Capacity	22.0Ah
Design life	5 years
Terminal	M5
Approx. Weight	Approx 5.80kg (12.8lbs)
Container Material	ABS
short-circuit current	882A
Internal resistance(Full charged at 25°C: )	13.6 mΩ
Self discharge	3% of capacity declined per month at 25°C
Operating Temperature	
Discharge:	-20 ~50°C(-4~ 122°F)
Charge :	-20 ~50°C(-4~ 122°F)
Storage:	-20 ~50°C(-4~ 122°F)
Charge Method(25 °C)	
Charge current:	Max. 5.50A;Recom.2.20A
Float charge:13.5-13.8V	recom.13.8V(-18mV/ °C)
Equalize charge:13.8-14.1V	recom.14.1V(-24mV/ °C)
Cycle charge:14.4-15.0V	recom.14.7V(-30mV/ °C)

## Standards

Executive standard GB/T 19639.1-2014


## Applications

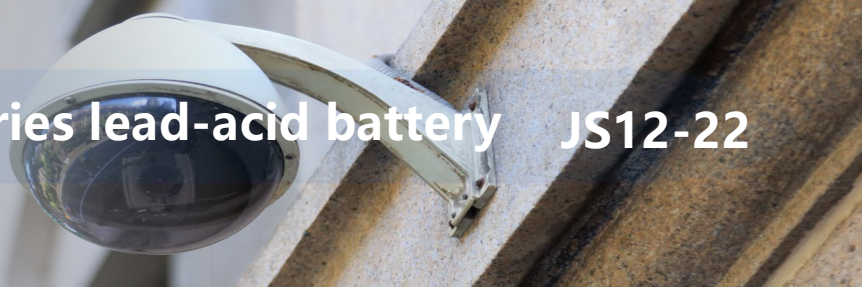
- ▶ UPS/EPS
- ▶ Power systems
- ▶ Telecommunications system
- ▶ Emergency lighting, Auto control system
- ▶ Solar/wind generating storage cyclic
- ▶ Other general purpose

## Rated Capacity

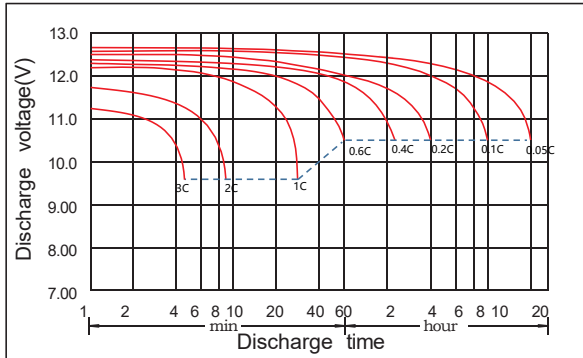
20Hour Rate (1.10A to 10.5V)	22.0Ah
3Hour Rate (5.85A to 10.2V)	17.6Ah
1Hour Rate (14.6A to 9.6V)	14.6Ah

## Attain Certificate

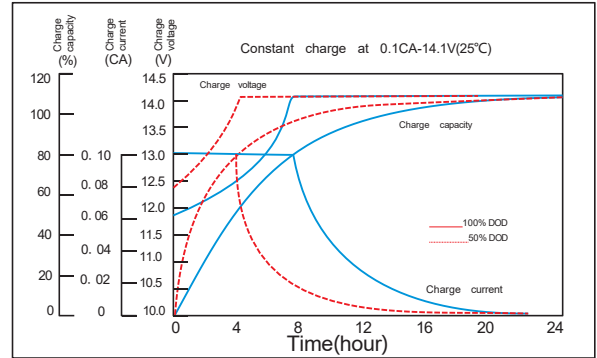




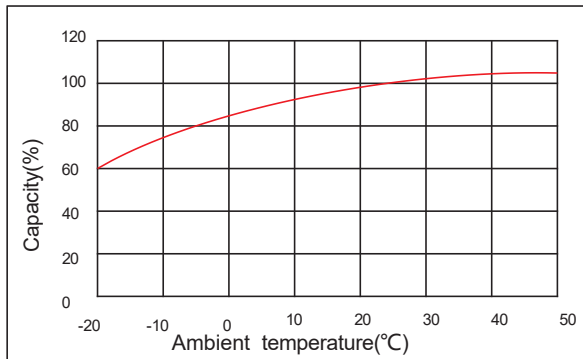
## Discharge characteristic



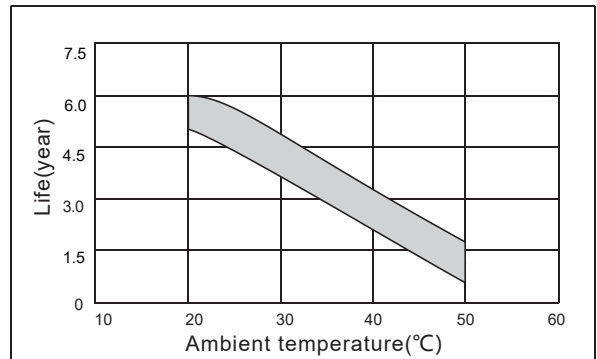
## Charging characteristic



## The effect of temperature on capacity



## The effect of temperature on float life



### Constant Current Discharge Characteristics Unit:A (25°C,77°F)

FV/Time	5min	10min	15min	30min	45min	1h	1.5h	2h	3h	4h	5h	6h	8h	10h	20h
1.60V	88.0	57.6	42.9	28.1	17.9	14.6	8.95	8.40	6.13	4.91	4.18	3.17	2.76	2.20	1.18
1.65V	87.4	55.1	39.3	26.7	16.8	13.7	8.87	8.07	5.96	4.76	4.09	3.14	2.71	2.18	1.15
1.70V	71.5	51.8	36.7	25.9	16.3	13.3	8.66	7.91	5.85	4.51	4.04	3.07	2.67	2.13	1.13
1.75V	66.5	49.3	34.2	25.3	15.7	12.8	8.50	7.71	5.76	4.44	3.87	3.01	2.60	2.09	1.10
1.80V	61.1	46.5	31.8	24.4	15.2	12.4	8.30	7.51	5.44	4.35	3.71	2.94	2.54	2.04	1.07
1.85V	54.5	43.1	28.3	22.4	14.1	11.5	8.05	7.14	5.12	4.22	3.54	2.85	2.43	1.98	1.05

### Constant Power Discharge Characteristics Unit: W/cell (25°C ,77°F )

FV/Time	5min	10min	15min	30min	45min	1h	1.5h	2h	3h	4h	5h	6h	8h	10h	20h
1.60V	166	104	78.5	47.5	32.3	26.9	18.0	15.8	11.6	9.29	7.89	6.25	5.20	4.26	2.33
1.65V	153	98.2	73.7	47.2	30.4	25.3	17.6	15.2	11.2	9.00	7.74	6.13	5.12	4.18	2.27
1.70V	139	95.1	70.4	47.0	29.4	24.5	17.5	14.8	11.1	8.55	7.51	6.09	5.07	4.15	2.25
1.75V	126	92.2	67.8	46.6	28.6	23.8	17.1	14.5	10.9	8.44	7.37	5.94	4.86	4.05	2.20
1.80V	113	89.3	64.8	46.2	28.1	23.4	16.8	14.4	10.6	8.37	7.18	5.82	4.70	3.97	2.19
1.85V	101	83.5	58.0	42.3	26.3	21.9	16.5	13.8	10.1	8.24	6.85	5.73	4.50	3.91	2.17