

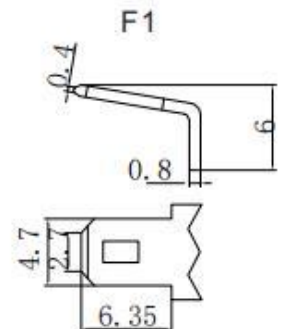

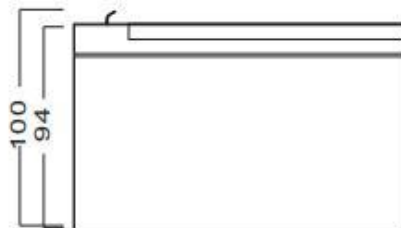
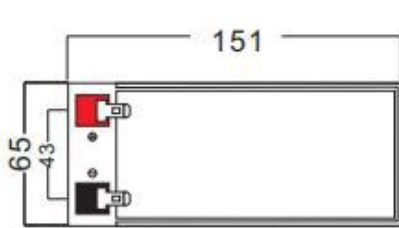
## General Features

- ▶ High corrosion resistant performance: Pb-Ca multi-alloy grid
- ▶ High energy density and power density
- ▶ Optimized capability of instant high-current discharging
- ▶ Excellent charge acceptance ability
- ▶ Excellent deep cycle discharge capability
- ▶ Strong high and low temperature performance
- ▶ Precision sealing technology



**Dimension: 151(L) × 65(W) × 94(H) × 100(TH)**

**Unit: mm**



**Terminal**

Specification	
Nominal Voltage	12V
Nominal Capacity	8.0Ah
Design life	5 years
Terminal	F1/F2
Approx. Weight	Approx 2.12kg (4.67lbs)
Container Material	ABS
short-circuit current	400A
Internal resistance(Full charged at 25°C: )	30.0 mΩ
Self discharge	3% of capacity declined per month at 25°C
Operating Temperature	
Discharge:	-20 ~50°C(-4~ 122°F)
Charge :	-20 ~50°C(-4~ 122°F)
Storage:	-20 ~50°C(-4~ 122°F)
Charge Method(25 °C)	
Charge current:	Max. 2.00A;Recom.0.80A
Float charge:13.5-13.8V	recom.13.8V(-18mV/ °C)
Equalize charge:13.8-14.1V	recom.14.1V(-24mV/ °C)
Cycle charge:14.4-15.0V	recom.14.7V(-30mV/ °C)

## Standards

Executive standard GB/T 19639.1-2014

## Applications

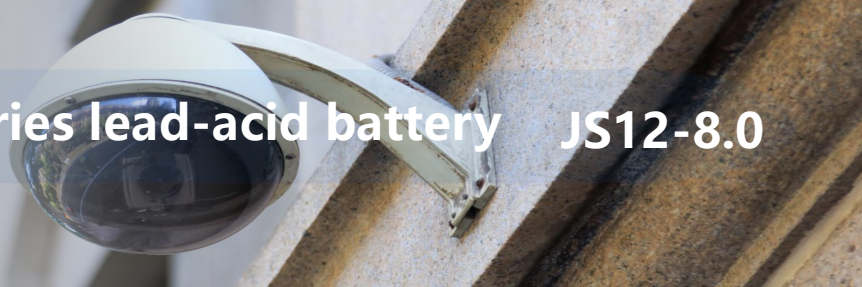
- ▶ UPS/EPS
- ▶ Power systems
- ▶ Telecommunications system
- ▶ Emergency lighting, Auto control system
- ▶ Solar/wind generating storage cyclic
- ▶ Other general purpose

## Rated Capacity

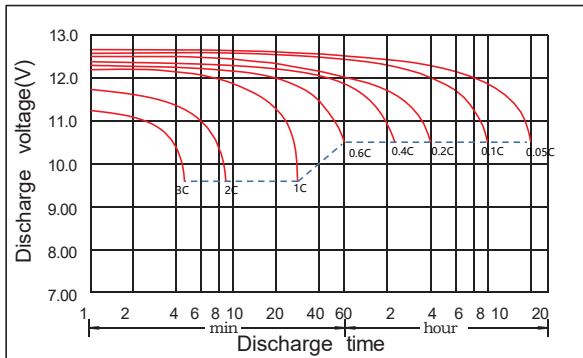
20Hour Rate (0.40A to 10.5V)	8.00Ah
3Hour Rate (2.10A to 10.2V)	6.30Ah
1Hour Rate (5.28A to 9.6V)	5.28Ah

## Attain Certificate

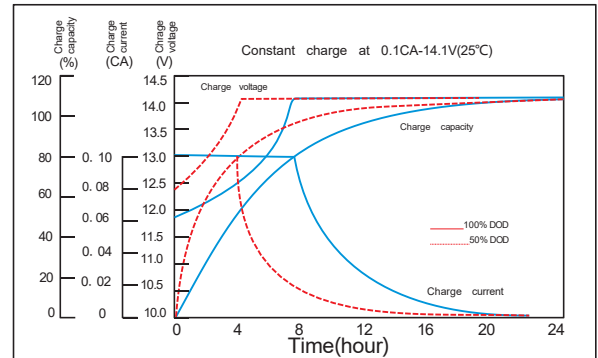




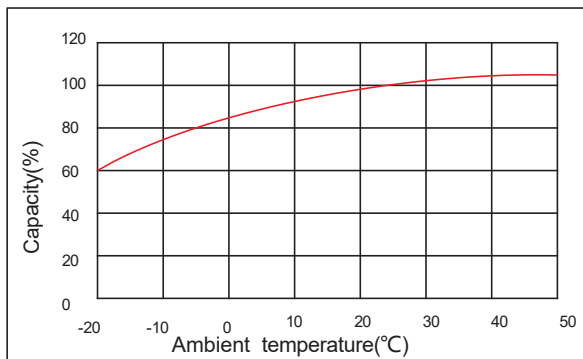
## Discharge characteristic



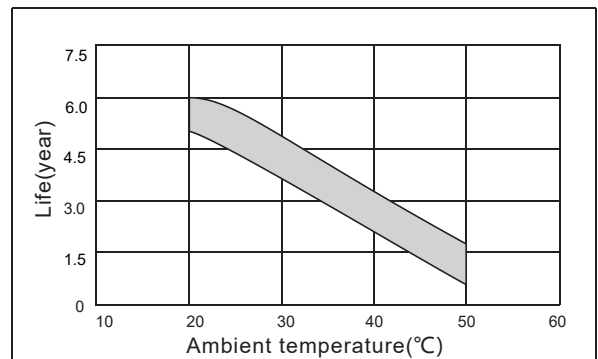
## Charging characteristic



## The effect of temperature on capacity



## The effect of temperature on float life



### Constant Current Discharge Characteristics Unit:A (25°C,77°F)

FV/Time	5min	10min	15min	30min	45min	1h	1.5h	2h	3h	4h	5h	6h	8h	10h	20h
1.60V	31.7	20.7	15.4	10.1	6.48	5.28	3.22	3.02	2.21	1.77	1.50	1.14	0.992	0.792	0.424
1.65V	31.4	19.8	14.2	9.61	6.08	4.96	3.19	2.90	2.14	1.71	1.47	1.13	0.976	0.784	0.416
1.70V	25.8	18.6	13.2	9.31	5.89	4.80	3.12	2.85	2.10	1.62	1.46	1.11	0.960	0.768	0.408
1.75V	23.9	17.8	12.3	9.10	5.68	4.63	3.06	2.78	2.07	1.60	1.39	1.08	0.936	0.752	0.400
1.80V	22.0	16.7	11.4	8.80	5.48	4.47	2.99	2.70	1.96	1.57	1.34	1.06	0.936	0.736	0.384
1.85V	19.6	15.5	10.1	8.06	5.08	4.14	2.90	2.57	1.84	1.52	1.28	1.03	0.912	0.714	0.378

### Constant Power Discharge Characteristics Unit: W/cell (25°C,77°F)

FV/Time	5min	10min	15min	30min	45min	1h	1.5h	2h	3h	4h	5h	6h	8h	10h	20h
1.60V	59.5	37.3	28.3	17.1	11.6	9.68	6.46	5.67	4.17	3.35	2.84	2.24	1.87	1.53	0.840
1.65V	54.8	35.3	26.5	17.0	10.9	9.11	6.37	5.45	4.05	3.24	2.79	2.21	1.84	1.51	0.817
1.70V	50.1	34.3	25.3	16.9	10.6	8.83	6.29	5.35	3.99	3.08	2.71	2.19	1.83	1.49	0.811
1.75V	45.5	33.2	24.4	16.7	10.3	8.57	6.16	5.25	3.83	3.04	2.65	2.14	1.75	1.46	0.793
1.80V	40.8	32.1	23.3	16.6	10.1	8.45	6.03	5.19	3.83	3.01	2.59	2.10	1.69	1.43	0.788
1.85V	36.4	30.0	20.9	15.2	9.48	7.90	5.94	4.54	3.65	2.96	2.47	2.06	1.62	1.41	0.781