

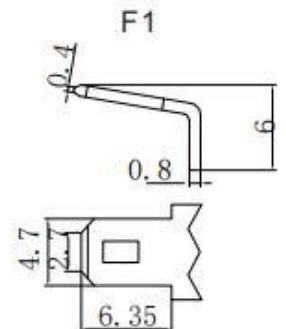

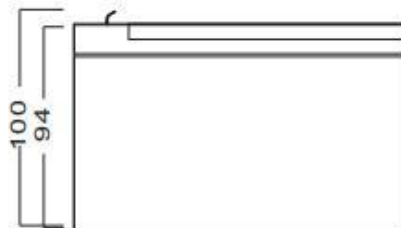
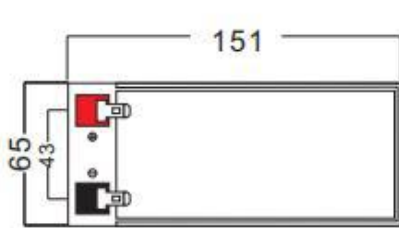
General Features

- ▶ High corrosion resistant performance: Pb-Ca multi-alloy grid
- ▶ High energy density and power density
- ▶ Optimized capability of instant high-current discharging
- ▶ Excellent charge acceptance ability
- ▶ Excellent deep cycle discharge capability
- ▶ Strong high and low temperature performance
- ▶ Precision sealing technology



Dimension: 151(L) × 65(W) × 94(H) × 100(TH)

Unit: mm



Terminal

Specification	
Nominal Voltage	12V
Nominal Capacity	9.0Ah
Design life	5 years
Terminal	F1/F2
Approx. Weight	Approx 2.53kg (5.58lbs)
Container Material	ABS
short-circuit current	666A
Internal resistance(Full charged at 25°C:)	18.0 mΩ
Self discharge	3% of capacity declined per month at 25°C
Operating Temperature	
Discharge:	-20 ~50°C(-4~ 122°F)
Charge :	-20 ~50°C(-4~ 122°F)
Storage:	-20 ~50°C(-4~ 122°F)
Charge Method(25 °C)	
Charge current:	Max. 2.25A;Recom.0.90A
Float charge:13.5-13.8V	recom.13.8V(-18mV/ °C)
Equalize charge:13.8-14.1V	recom.14.1V(-24mV/ °C)
Cycle charge:14.4-15.0V	recom.14.7V(-30mV/ °C)

Standards

Executive standard GB/T 19639.1-2014

Applications

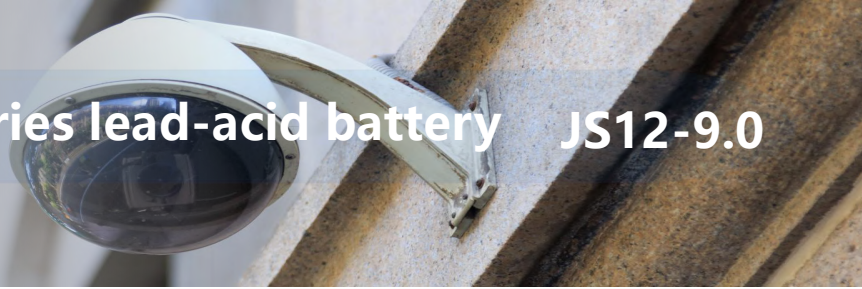
- ▶ UPS/EPS
- ▶ Power systems
- ▶ Telecommunications system
- ▶ Emergency lighting, Auto control system
- ▶ Solar/wind generating storage cyclic
- ▶ Other general purpose

Rated Capacity

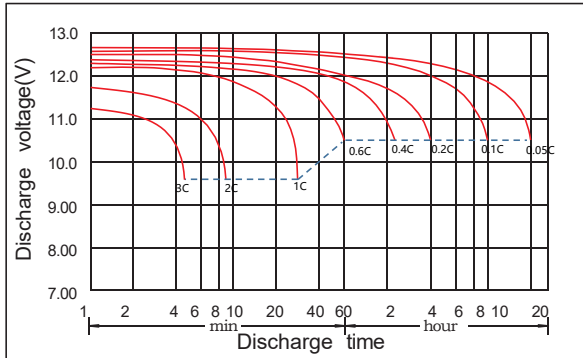
20Hour Rate (0.45A to 10.5V)	9.00Ah
3Hour Rate (2.37A to 10.2V)	7.11Ah
1Hour Rate (6.77A to 9.6V)	6.77Ah

Attain Certificate

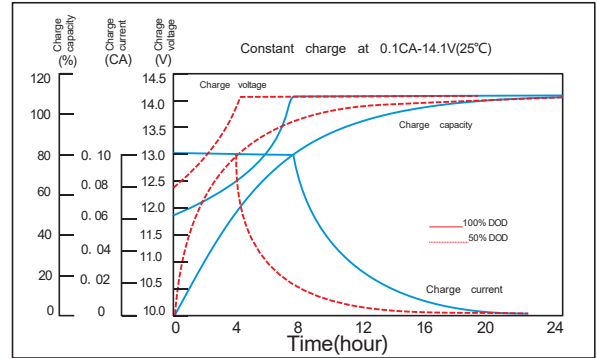




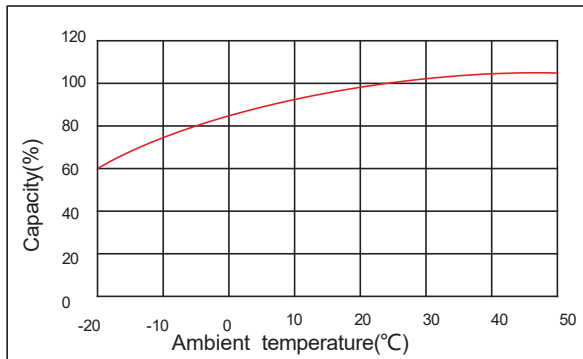
Discharge characteristic



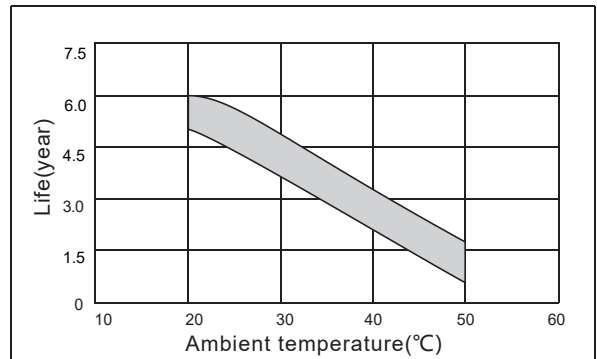
Charging characteristic



The effect of temperature on capacity



The effect of temperature on float life



Constant Current Discharge Characteristics Unit:A (25°C,77°F)

FV/Time	5min	10min	15min	30min	45min	1h	1.5h	2h	3h	4h	5h	6h	8h	10h	20h
1.60V	37.2	25.2	21.0	10.2	8.30	6.77	3.62	3.40	2.52	1.99	1.69	1.28	1.12	0.890	0.477
1.65V	34.0	23.9	19.2	10.1	7.70	6.28	3.55	3.27	2.41	1.93	1.66	1.26	1.10	0.872	0.468
1.70V	30.9	22.7	17.8	9.90	7.56	6.16	3.50	3.20	2.37	1.83	1.63	1.24	1.08	0.861	0.459
1.75V	28.2	21.6	16.6	9.80	7.29	5.94	3.41	3.12	2.33	1.80	1.56	1.21	1.05	0.838	0.450
1.80V	25.0	20.5	15.5	9.60	7.03	5.73	3.37	3.04	2.21	1.76	1.50	1.19	1.03	0.828	0.432
1.85V	22.3	19.0	13.8	8.80	6.51	5.31	3.27	2.89	2.08	1.71	1.43	1.16	0.987	0.803	0.425

Constant Power Discharge Characteristics Unit: W/cell (25°C ,77°F)

FV/Time	5min	10min	15min	30min	45min	1h	1.5h	2h	3h	4h	5h	6h	8h	10h	20h
1.60V	66.9	45.4	38.0	18.6	13.0	10.8	7.26	6.23	4.63	3.68	3.16	2.52	2.11	1.72	0.945
1.65V	62.0	43.4	35.1	18.5	12.1	10.1	7.13	6.05	4.48	3.63	3.14	2.48	2.08	1.69	0.920
1.70V	56.4	41.7	33.0	18.4	11.9	9.90	7.09	6.02	4.46	3.47	3.10	2.46	2.05	1.68	0.912
1.75V	52.2	40.0	31.0	18.3	11.6	9.70	6.92	5.91	4.43	3.44	2.99	2.41	2.03	1.64	0.898
1.80V	46.8	38.6	29.1	18.1	11.4	9.50	6.88	5.78	4.24	3.39	2.91	2.39	2.01	1.63	0.887
1.85V	41.8	36.1	26.0	16.6	10.7	8.88	6.77	5.52	4.04	3.34	2.78	2.35	1.92	1.60	0.879