

OPzV2-2500

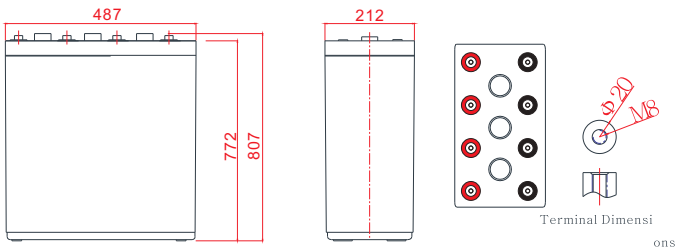


General Features

- > Tubular plate design to enhance battery performance
- > Tubular plate design makes long battery life
- > Relatively rich electrolyte, high temperature and low temperature performance is superior
- > Long cycle life, excellent deep cycle discharge ability
- > Excellent charge acceptance ability
- > Precision sealing technology



Dimension: 487(L)×212(W)×772(H)×807(TH) Unit: mm



Applications

- > Solar / wind energy and other new energy storage
- > Power systems
- > Telecommunications system
- > UPS/EPS
- > Auto control system
- > Other general purpose

Specification

Nominal Voltage	2V	
Nominal Capacity	2500Ah	
Design life	20 years	
Terminal	M8	
Approx. Weight	Approx 188.5kg (415.6lbs)	
Container Material	ABS	
Rated Capacity	2500Ah	10Hour Rate (250A to 1.80V)
	1875Ah	3Hour Rate (625A to 1.80V)
	1250Ah	1Hour Rate (1250A to 1.80V)
Internal resistance	Full charged at 25°C:	0.30 mΩ
Max. Discharge Current	12500A(5S)	
Operating Temperature	Discharge:	-15~50°C(5~ 122°F)
	Charge:	-15~50 °C(5~ 122°F)
	Storage:	-20 ~40°C(-4~ 104°F)
Charge current:	Max. 500.0A ; Recom.250.0A	
Charge Method (25 °C)	Float Charge:2.23-2.25V,recom.2.25V(-3mV/ °C)	
	Equalize charge:2.30-2.40V,recom.2.35V(-4mV/ °C)	
	Cycle charge:2.35-2.45V,recom.2.40V(-5mV/ °C)	
Self discharge	3% of capacity declined per month at 25°C	

Constant Current Discharge Characteristics Unit: A (25°C, 77°F)

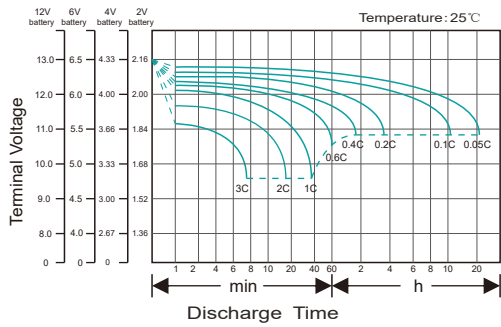
F. V/Time	15min	30min	1h	2h	3h	4h	5h	6h	8h	10h
1.60V/cell	2625	2063	1500	938	675	538	456.3	401.3	323.8	265.0
1.65V/cell	2475	1963	1413	913	663	525	451.3	396.3	321.3	263.8
1.70V/cell	2338	1875	1388	888	650	523	445.0	390.0	317.5	262.5
1.75V/cell	2188	1775	1300	863	638	513	437.5	382.5	311.3	258.8
1.80V/cell	2038	1663	1250	838	625	500	426.0	372.5	303.8	251.3
1.85V/cell	1875	1513	1163	788	600	488	413.8	360.0	295.0	247.5

Constant Power Discharge Characteristics Unit: W/cell (25°C, 77°F)

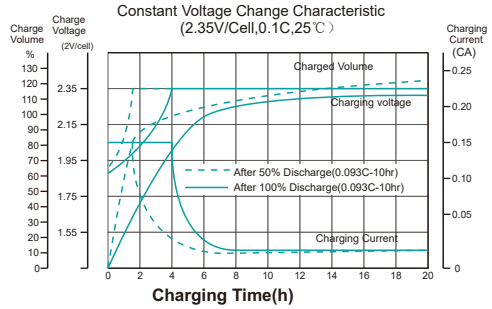
F. V/ ime	15min	30min	1h	2h	3h	4h	5h	6h	8h	10h
1.60V/cell	4525	3625	2738	1750	1275	1019	866.3	763.8	618.8	507.5
1.65V/cell	4325	3438	2575	1713	1256	999	858.8	756.3	615.0	506.3
1.70V/cell	4088	3300	2538	1675	1238	996	850.0	746.3	610.0	505.0
1.75V/cell	3863	3163	2425	1638	1219	981	838.8	735.0	600.0	500.0
1.80V/cell	3650	3038	2325	1600	1200	961	822.5	717.5	586.3	486.3
1.85V/cell	3388	2800	2213	1513	1163	946	805.0	701.3	575.0	483.8

OPzV2-2500

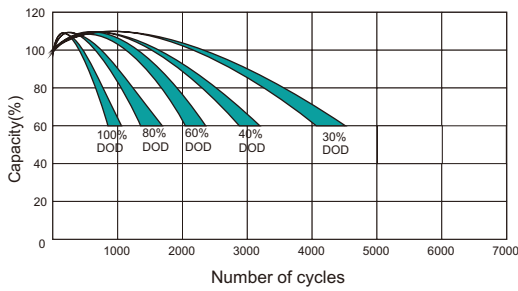
Discharge Characteristics Curve



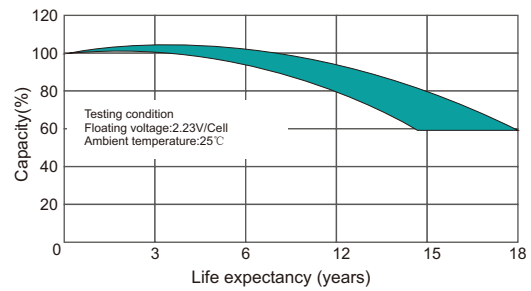
Charging Characteristics Curve



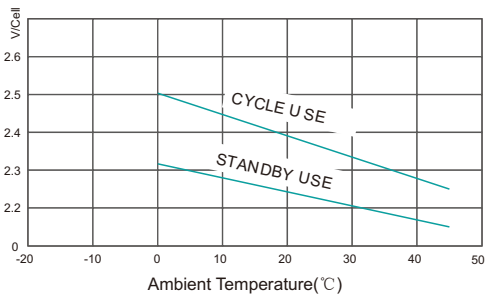
Cycle life of Different DOD



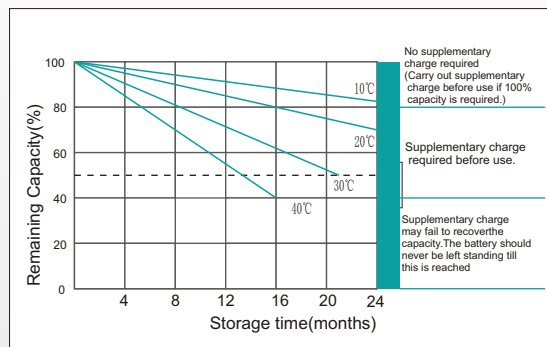
Float charging service life Curve



Charging voltage and temperature relationship



Self-discharge Characteristics



www.kijo.com.cn info@kijo.com.cn

Jiangxi Jingjiu Power Science&Technology Co. Ltd.
Add: 1388 Fushan No.1 Street, Xiaolan Economic Development Zone, Nanchang City, Jiangxi Province, China.

+86-791-85982779 +86-791-85989842

Jiangxi Jingjiu Power (Jiujiang) Co. Ltd.
Add: Xiwang Rd, Aicheng Industrial Park, Yongxiu Country, Jiujiang City, Jiangxi Province, China.

